Beyond Blue

Annual Impact Report 2025–26



Beyond Blue acknowledges the Traditional Owners of the lands and waters throughout Australia and pays respect to Elders past and present. We honour the enduring connection of First Nations Peoples to Country, culture and community.

We acknowledge and thank the many individuals and organisations whose backing keeps our services and supports free and available to everyone in Australia, including our government funders, donors, partners and volunteers. Together, we are making it easier for more people to feel better earlier, get well and stay well.

Beyond Blue recognises those in the community with lived and living experience of mental health challenges, as well as their families and supporters. We are privileged to be part of a deeply dedicated community and workforce, and we are committed to ensuring these perspectives continue to help shape and strengthen our work, driving meaningful change.



The story behind the cover image

This image captures a memorable moment in Beyond Blue's history as the official charity partner of Sydney New Year's Eve 2025, one of the world's most iconic events. The Sydney Harbour Bridge was lit up in blue to share Beyond Blue's message of hope and encourage people to prioritise their mental health and wellbeing in the year ahead. Through our marketing, media and community engagement at the event, we encouraged people to rethink the pressure of big New Year's resolutions and instead focus on small, regular and meaningful actions to support their mental health and wellbeing every day.



Contents

Foreword 4
About Beyond Blue 5
Our strategy 6
Our work 7
Then, now, next – celebrating 25 years 8
The impact of our strategy 9
Beyond Blue Support Service 12
NewAccess for Small Business Owners 14
Before Blue 16
Tools and resources 18
Online Peer Support Forums 19
Engaged communities 20
- Blue Voices Program 20
- Volunteer Program 20
- Speaker Program 21

Community events 22
Fundraising 23
Be You 24
Research 25
Advocacy and equity 26
Media and storytelling 27
Growing engagement through social media 27
Philanthropy 28
Community partners 29
Partnerships 30
Annual Financial Statements 2025–26 33

Foreword

Message from our Chair

For 25 years, Beyond Blue has helped shape Australia's mental health conversation with compassion, understanding and hope, while ensuring support is available when people need it most.

This report reflects both the challenges facing our nation and the impact of Beyond Blue's response. As people continue to navigate social, economic and personal pressures, access to trusted information, practical support and human connection has never been more important.

This year, Beyond Blue reached more people than ever through our services, programs, partnerships and community presence. We continued to focus on prevention, early support and systemic change through research, advocacy and the voices of people with lived experience.

I am continually inspired by the dedication of Beyond Blue's people, volunteers, partners and supporters. Together, they are helping build a more connected, resilient Australia and a future where every person can achieve their best possible mental health.

The Honourable Linda Dessau AC CVO
Chair, Beyond Blue

Message from our CEO

This year has been one of significant impact and growth for Beyond Blue.

More Australians than ever turned to Beyond Blue for trusted mental health information, advice and support. Record demand for the Beyond Blue Support Service reflects both the scale of community need and the confidence people place in our organisation. In 2025–26, at least one in seven adults in Australia turned to Beyond Blue for mental health support.

As we look ahead, we are strengthening our focus on prevention and early intervention, including through our merger with SuperFriend, creating a stronger national voice in workplace mental health.

As Beyond Blue marks its 25th year, we continue to advocate for a mentally healthier Australia while evolving to meet future challenges. None of this progress happens in isolation. It is made possible by our partners, funders, donors, volunteers and the many people who share their experiences to help improve the mental health system for others.

Thank you for being part of that journey.

Georgie Harman AO
CEO, Beyond Blue



About Beyond Blue

Vision: All people in Australia achieve their best possible mental health

Role: To work with the community to improve mental health and make it easier for people to feel better earlier, get well and stay well

Supporting Australians to feel better, earlier

Mental health challenges are one of Australia's most significant health and social issues.

Half of all adults in Australia experience symptoms of anxiety or depression, while more than 4.3 million people experience mental health challenges that significantly affect their daily lives. Financial pressure, workplace stress, housing affordability and loneliness continue to place growing strain on wellbeing across the country.[1]

Too many people still face barriers to getting support when they need it. Despite signs of progress, cost, time, long waitlists and uncertainty about whether their concerns are "serious enough" continue to prevent people from seeking help earlier.[1]

That's what Beyond Blue is working every day to change.

And as the national anxiety and depression initiative for 25 years, we have worked with people and communities across Australia to improve mental health and wellbeing. Our role is to make it easier for people to feel better earlier, get well and stay well.

> "Beyond Blue marked a turning point in the national approach to improving population mental health." [2]
>
> *– Reavley et al., 2026, p. 1*

Mental health trends in Australia

Australia's Mental Health and Wellbeing Check is a nationally representative survey conducted by Beyond Blue in partnership with the Australian National University's Social Research Centre every two years. It surveys adults in Australia who are aged 18 years and over. In 2026, the survey found that:[1]

50%
of adults **experienced symptoms of anxiety or depression** in a two-week period.

4.3 million
adults **experienced mental health challenges** that reduced their capacity to perform their work or regular daily activities.

46%
reported **financial pressure as a cause of distress**.

Nearly 1 in 5
adults **who needed professional support delayed seeking it** or did not seek it at all.

[1] Australia's Mental Health and Wellbeing Check 2026 is a national survey conducted every two years that surveys adults in Australia who are aged 18 years and over; [2] Reavley N. J., Harris, M., Pirkis, J., & Morgan, A. (2026). Beyond awareness: 25 years of population data on the impact of Australia's Beyond Blue. *Epidemiology and Psychiatric Sciences*, *35*, e41. doi:10.1017/S2045796026100857.

Our strategy

This 2025–26 Annual Impact Report captures our progress delivering ***Strategy 2023+ Earlier. Easier. Together.***, as well as the impact of our services, support and activities.

Demand for mental health support remains high as Australians continue to navigate cost-of-living pressures, housing affordability concerns, work-related stress and persistent loneliness.[3] With our strategic focus on providing early, accessible and effective support, we have continued to expand our reach, supporting more people and making a positive difference to the millions of people in Australia who have engaged with our services and supports.

Encouragingly, our national population survey suggests more people may be seeking mental health support and doing so earlier, before they are struggling significantly, with barriers such as wait times, access to local services and help-seeking stigma declining since 2024.[3]

Strategy 2023+ Earlier. Easier. Together.

Beyond Blue's organisational Strategy 2023+ charts our course for five years, commencing in July 2023. Strategy 2023+ sharpens our focus towards prevention and earlier intervention, supporting people before mental health issues arise or they reach crisis. By intervening earlier, we can help prevent distress from escalating, improve mental health outcomes and reduce pressure on the mental health system. We do this by delivering trustworthy and practical information, tools and advice, providing access to support, promoting mentally healthy communities and advocating for mentally healthy public policy.

Our strategic goals

Strategy 2023+ outlines five goals, each with clear outcomes.
Outcomes associated with each goal are presented on pages 9 to 11.

Understanding	More people understand how to look after their mental health
Supporting	More people access support earlier
Connecting	More people feel connected
Leading	People see us leading and influencing positive system and social change
Integrity	People trust that we operate with integrity

Capturing our progress

We monitor our progress towards these goals by tracking how many people we reach, understanding people's experiences with our supports and services, and capturing the impact we are having on people's mental health. Alongside our strategic outcomes, we've set clear outcomes for our supports, services and activities. We measure our progress towards these with a mixture of program data, surveys,[4] interviews and evaluations, and with a national survey that we run every two years called Australia's Mental Health and Wellbeing Check.



[3] Australia's Mental Health and Wellbeing Check 2026 is a nationally representative survey conducted every two years that surveys adults in Australia who are aged 18 years and over; [4] Some surveys are opt-in and not compulsory. Where this is the case, statistics represent findings from the sample of survey respondents and not all individuals who participated in the service or program.

Our work

The mental health challenges facing Australia are complex and require action on multiple levels. At Beyond Blue, we action our strategy by providing support to individuals and communities, and by driving social and system change.

Our work supporting individuals

Trusted, evidence-based support that equips people to look after their mental health

Support Service
Free 24/7 professional counselling, advice and referral

Tools and Resources
to manage mental health and support others

NewAccess
Mental health coaching for individuals and for small business owners and sole traders

Before Blue
Workplace mental health coaching

Our work supporting communities

Supportive environments where looking after mental health is normalised

Engaged Communities
Our Blue Voices lived experience network, speakers and volunteers

Peer Support Forums
24/7 online peer support community

Be You
National mental health and wellbeing in education initiative

Events Program
Nationwide events supporting mental health

Our work towards system and social change

Driving change through advocacy, partnerships and national reach

Advocacy and Equity
Advocating for positive social and system change

Research
Evidence-based research and interventions, and translation of knowledge

Partnerships
Collaborations that amplify reach and impact

Media
Multi-channel national and local commentary and thought leadership

Then, now, next – celebrating 25 years



Then

For 25 years, Beyond Blue has been supporting the mental health and wellbeing of people in Australia.

An initiative that began as a time-limited effort to raise awareness of depression has evolved to become an essential part of Australia's mental health and wellbeing landscape.

Coinciding with our 25th anniversary year, Beyond Blue commissioned The University of Melbourne to explore the organisation's long-term impact by analysing a series of nationally representative surveys.

The findings were encouraging. The paper, published in the journal *Epidemiology and Psychiatric Sciences*,[5] reminded us that 25 years ago, half the population believed a likely cause of depression was weakness of character. Vitamins and minerals were thought by many to be more helpful than psychotherapy. Mental ill-health was misunderstood, unspoken and endured alone.

The researchers concluded:

> "Globally, Beyond Blue is unique in its long-term, multi-pronged approach to improving population mental health. Its sustained focus and demonstrated impact on mental health literacy, stigma and help-seeking for depression and anxiety remain largely unmatched among comparable national initiatives." [5]
>
> *– Reavley et al., 2026, p. 1*

Beyond Blue has never worked alone or in isolation and these outcomes belong to many: countless people whose experiences of depression, anxiety and suicide have driven and shaped our work; our partners, funders and volunteers; current and former Board members and staff; researchers and health professionals, and many others in the sector and across communities.

Importantly, these findings show how sustained, evidence-informed action can contribute to meaningful change at a population level.

Now

Today, Beyond Blue continues this work, but with a sharper focus on prevention and earlier intervention.

This is an essential next step for a nation whose mental health system is crisis-focused and facing increasing demand. According to Australia's Mental Health and Wellbeing Check 2026, more than 50% of Australians have experienced recent symptoms of anxiety or depression.[6]

Beyond Blue's goal is to ensure more people in Australia receive support before they reach crisis point. To do this, Beyond Blue arranges its activity around two keys areas: service delivery and advocacy. Services, such as the Beyond Blue Support Service, deliver support to individuals, equipping them with skills and referral pathways. As advocates, we listen to the voices of lived and living experience, and other experts, and combine them with evidence-based research, insights and 25 years of experience to influence positive change in the systems and settings where we live, work and play.

In this way, Beyond Blue is supporting people in the moment and working to create better moments for everyone. There are early signs things are changing. The research shows that more people are seeking support, and they are doing so at lower levels of distress.

Next

Of course, there remains much more to do.

In our 25th year, we also turned our attention to what comes next. By commissioning CSIRO to explore the trends, challenges and opportunities that will shape Australia's mental health future, we're helping to ensure Beyond Blue can continue to respond to the realities of a rapidly changing world and support people to act sooner, access support more easily and build confidence in looking after their mental health and wellbeing.

[5] Reavley, N. J., Harris, M., Pirkis, J., & Morgan, A. (2026). Beyond awareness: 25 years of population data on the impact of Australia's Beyond Blue. *Epidemiology and Psychiatric Sciences, 35*, e41. doi:10.1017/S2045796026100085; [6] Australia's Mental Health and Wellbeing Check 2026 is a nationally representative survey conducted every two years that surveys adults in Australia who are aged 18 years and over.

The impact of our strategy

Millions know, trust and turn to us when they need support.
Beyond Blue remains recognised by most people in Australia, with millions engaging with our advice and support. This year, we helped people access the information, tools and services they needed for themselves and their loved ones to help navigate difficult times and stay well.

Understanding goal:
More people understand how to look after their mental health

Outcome 1: People understand how we can support them

96% of adults in Australia are **familiar with Beyond Blue**[7]

At least[8] **1 in 7** adults **engaged with content via our own channels, and Beyond Blue's supports and services**[7]

At least[8] **1 in 10** adults **engaged with Beyond Blue's content** only, via our own channels, **(website, handout or brochure, social media or podcast)**[7]

1 in 20 adults **accessed Beyond Blue's interactive supports**, including our Support Service, Online Peer Support Forums, engaged through their workplace/school or volunteered[7]

A record number 329,000 of **people reached out** to our Support Service

Website
2.9 million website sessions
71,700 resources downloaded
The **Wellbeing Action Tool** was the most popular resource, making up 21% of downloads
PACE Daily Wellbeing app – almost 9,000 downloads
The **K10 mental health assessment survey** was used **215,600 times**

Peer Support Forums
10,200 posts published
2,600 new members registered

Be You
229,300 registered educators and nearly **15,000 early learning services and schools**

Mental health coaching sessions
15,200 sessions through our NewAccess, NewAccess for Small Business Owners and Before Blue services

Events
30 major community events reaching **2.3 million event attendees**

Webinars
Nearly **7,500 registrations** for an expert and lived experience-led webinar

Speaker Program
10 million total estimated audience reach

Media reach
771 million potential cumulative audience reached across print, online, radio and TV[9]

4.9 million people reached **on Facebook**

8.3 million people reached **on Instagram**

59,400 page views **on LinkedIn**

Note: All statistics apply to reach within Australia only.

[7] Australia's Mental Health and Wellbeing Check 2026 is a nationally representative survey conducted every two years that surveys adults in Australia who are aged 18 years and over. [8] These figures underrepresent true engagement as generative AI technologies are serving Beyond Blue's content to users without requiring them to access it directly from Beyond Blue's platforms. [9] Isentia media monitoring service. Media coverage is larger than the Australian population because of the multiple media sources people regularly consume.

We are helping people to understand and improve their mental health earlier.



We've helped people build the knowledge and skills to recognise when support is needed, look after their mental health and take action early. Through accessible information and services, we've helped prevent problems from escalating and connected people with support when they need it.

Understanding goal

More people understand how to look after their mental health

Outcome 2: People have increased knowledge of the signs and symptoms of depression and anxiety

96% of Speaker Program audiences had a **greater awareness of the signs and symptoms** of a mental health condition[10]

93% of webinar audiences had **greater awareness of the early signs and symptoms** of mental health challenges[11]

Outcome 3: People have greater knowledge of when and how to access support

95% of Speaker Program audiences **felt more informed** about where to access mental health information[10]

72% of Peer Support Forums users **accessed further supports** for their mental health as a direct result of using the Forums[12]

Outcome 4: People learn how to proactively manage their mental health

97% of NewAccess for Small Business Owners participants **felt more able to cope** with any mental health challenges they might experience[13]

93% of Before Blue participants **learnt skills to help them** maintain their mental health[14]

Supporting goal

More people access support earlier

Outcome 1: People who engage with us have their needs met

86% of Support Service users **received the information** they were seeking[15]

92% of NewAccess for Small Business Owners participants felt their overall **mental health improved**[13]

Outcome 2: People who engage with our Support Services experience less distress

77% of Support Service users **felt less distressed** after engaging with a counsellor[15]

73% of NewAccess for Small Business Owners participants **showed clinically significant improvement** in their symptoms of anxiety and/or depression[16]

Outcome 3: Innovative approaches to meet community needs and address sector gaps are generated

Our work with communities and people with lived and living experience, combined with our research partnerships and **commitment to innovation**, helped us continue developing supports that addressed service gaps and met evolving community needs.

Our **research partnerships** have generated **successful interventions** for priority populations and we continued to **enhance our supports**, including our Support Service and digital tools, through technological and service enhancements. Our **ongoing community engagement** work helped refine our services to provide the support people told us they needed.

[10] Speaker Program Audience Post-Event Survey; [11] Webinar Post-Attendance survey; [12] Peer Support Forums Annual Survey; [13] NewAccess for Small Business Owners (NASBO) Post-Program Survey; [14] Before Blue Post-Program Survey; [15] Support Service Follow-Up Survey. [16] Clinically significant improvement describes individuals who, following completion of the NASBO Program, demonstrate a clinical reduction in their scores, from intake to program completion, on the Patient Health Questionnaire (PHQ-9) and/or the Generalized Anxiety Disorder Questionnaire(GAD-7).

We are leading systemic change, strengthening connections and operating with integrity.

We brought people, communities and partners together to drive positive change. Strong leadership, sound governance and responsible stewardship have ensured we remain trusted, sustainable and effective in everything we do.

Connecting goal

More people feel connected

Outcome 1:
Our Engaged Community members (Blue Voices, speakers and volunteers) feel confident and empowered to advocate for positive mental health outcomes in their communities

97% of Engaged Community speakers **felt equipped to talk safely** about mental health concerns[17]

97% of Speaker Program audiences **felt more comfortable supporting someone else** with their mental health after hearing a Beyond Blue speaker[18]

Outcome 2:
Supportive environments are created where looking after mental health is normalised

73% of Engaged Community members felt they were **part of a community**[17]

69% of Peer Support Forums users felt the forums **offered a supportive community**[19]

Integrity goal

People trust that we operate with integrity

Outcome 1:
The community trusts us

93% of Engaged Community members **felt they could trust us**[17]

100% of partners **felt there is trust within the partnership**[20]

Outcome 2:
Our workforce is engaged and excited to contribute to our vision, and we are a safe and inclusive organisation

93% of staff are **proud to work at Beyond Blue**[21]

80% of staff **understood our strategy** and how their work contributes to it[21]

Outcome 3:
We demonstrate impact and are considered a good investment

Our impact measurement and monitoring demonstrate the positive difference our supports and services continue to have on the community, **improving understanding and awareness** of mental health, **increasing access to support**, **reducing stigma** and reinforcing the importance of **seeking help early**. This impact continues to attract support from our government and corporate partners and from individual donors, enabling us to fund our operations and services to continue meeting community needs.

Leading goal

People see us leading and influencing positive system and social change

Outcome 1:
We create positive change in the mental health sector by advocating for better mental health for everyone in Australia

96% of partners believed **the partnership allowed them to have a greater impact** than if they were acting alone[20]

Our advocacy efforts were influential – involving **10 policy submissions, 10 reform consultations and 10 sector groups** – with our recommendations reflected in national and state reform initiatives. Our investments in **nine applied research projects** have demonstrated success in supporting people across the full spectrum of need. Our **partnerships have extended our reach** and amplified our impact.

[17] Engaged Communities Annual Survey; [18] Speaker Program Audience Post-Event Survey; [19] Peer Support Forums Annual Survey; [20] Partnerships Annual Survey; [21] Beyond Blue Employee Pulse Survey.

Beyond Blue Support Service



People need to know someone's always there for them. Our Support Service provides free, immediate mental health support from trained mental health professionals via phone, webchat and email, 24/7.

329,000
people reached out, a record number

83%
felt heard and understood[22]

77%
felt less distressed[22]

86%
received the information they were seeking[22]

78%
intended to act on the advice or support received[22]

Our impact: The service provided immediate support to people during some of their most difficult moments. By removing common barriers such as cost, difficulty accessing support and uncertainty about where to turn to for help, we continued to support people when and where they needed it most.

For many, a conversation made a meaningful difference. People reported feeling less distressed after contacting the service, with many also feeling more hopeful and confident in their ability to manage the challenges ahead.

Importantly, people left with practical strategies they could use in their daily lives to improve their mental health, including accessing recommended services and resources. The service also acted as a gateway to further support and a critical entry point to the broader mental health system.

Our single-session support offers compassionate, practical and evidence-informed guidance tailored to each user. Where needed, people are connected with additional services and support pathways.

For who: Available nationwide, the service offers confidential, low-barrier support for anyone who needs someone to talk to, whether they're feeling overwhelmed, concerned about someone they care about, or experiencing crisis.

Demand and trends: Demand remained high, with a 9% increase in people seeking support since last year. At the same time, the challenges people were facing became increasingly complex, often spanning multiple areas of their lives. Anxiety, depression, panic symptoms and worry remained the most common reasons for contact, often linked to life stressors such as relationship difficulties, loneliness and financial stress. People continued to present with high levels of distress.

Future need: Rising demand and increasingly complex presentations continued to place significant pressure on the service, often requiring longer counselling sessions and more intensive support. While counselling capacity increased during the second half of the year, demand continued to outpace resources, highlighting the critical role of continued investment to ensure no one seeking help is left without somewhere to turn.

"The [Support Service] helped me out a lot. It stopped me taking my own life. It has made me realise that life is worth living in the end and I can't thank the team enough for the help and saving my life."

– Support Service user

Strategic goal progress

Understanding | Supporting | Integrity

[22] Support Service Follow-Up Survey.

Conversations that matter

Support starts with a conversation. Every day, people across Australia connect with Beyond Blue's Support Service to find understanding, guidance and hope when they need it most.

Support Service user
Rachael Harman

After experiencing panic attacks for more than a decade, Rachael Harman reached a point where she knew she needed help.

At the time, she was studying, working night shifts and struggling with anxiety, low mood and a loss of motivation. When she experienced a panic attack she couldn't manage on her own, she turned to the Beyond Blue Support Service for support.

Rachael remembers feeling overwhelmed by the different types of mental health support available and unsure where to start. Through Beyond Blue, she gained a clearer understanding of her options and decided the best first step was to find a GP she felt comfortable talking to.

"Not knowing where to start was really intimidating," Rachael says. "But after gaining some clarity, I felt the best first step for me was to talk to a GP."

That decision became a turning point. With support from a new GP and later a psychologist, Rachael learned practical strategies to manage her anxiety and better understand what she was experiencing.

Now living in regional New South Wales and a member of Beyond Blue's Speakers Program, Rachael encourages others not to wait until things become overwhelming.

"It's a lot easier than you might think," she says.



Support Service mental health coach
Lin Jong

No two days are the same for Lin Jong. During a typical shift on Beyond Blue's Support Service, he might support 10 to 15 people, each bringing a different story, challenge or concern. One conversation might be with someone struggling after a difficult day at work. The next could be with a person feeling isolated, overwhelmed by anxiety or experiencing a mental health crisis.

"You never really know what's coming next," Lin says. That unpredictability is one of the most challenging parts of the role, but it's also what makes the work meaningful. Every interaction is an opportunity to help someone feel heard, understood and supported, no matter what they're facing. Having experienced depression and anxiety during his own AFL career, Lin understands how important it can be to reach out for support. After retiring from professional football, he was determined to use his experience to help others navigate difficult times. Today, what keeps him motivated is knowing he can help people take a positive next step.

"It's not about changing someone's life in a single conversation. It's about helping guide them in the right direction and reminding them they don't have to face things alone."



NewAccess for Small Business Owners

Running a small business can be rewarding, but it can also bring significant pressures. NewAccess for Small Business Owners (NASBO) is a free, evidence-based, multi-session mental health coaching service designed specifically for small business owners and sole traders.

7,700
coaching sessions

73%
showed clinically significant improvement in their symptoms of anxiety and/or depression[23]

95%
learnt skills to help them maintain their mental health[24]

97%
felt more able to cope with any mental health challenges they might experience[24]

92%
felt their business benefited from participating in the NASBO program[24]

Delivered by coaches with small business experience, the Commonwealth-funded program helps people manage the stress, worry and overwhelm associated with small business life through practical, goal-focused support that helps improve their mental health, businesses and lives.

For who: Available nationwide, NASBO offers flexible support tailored to the realities of running a small business. By reducing barriers to help-seeking, the program encourages people to seek support early before their challenges escalate.

Demand and trends: Demand for NASBO remained high, with coach capacity expanded to keep pace. Anxiety, low mood, stress, overwhelm, financial uncertainty and challenging life circumstances were common drivers of support-seeking, affecting both participants' mental health and their ability to manage and sustain their businesses.

> "I've built more confidence in myself, in my capacity to deal with whatever comes ... Before that, I thought I'd have to sell the business because I couldn't handle the stress and now the ceiling is higher and I have more capacity to handle stress and challenges."
>
> *– NASBO participant*

Our impact: For many participants, NASBO was a turning point, helping them regain and maintain the motivation and clarity needed to move forward with their businesses and lives. Program data demonstrated reduced anxiety and depression symptoms, with participants reporting improved mental health and wellbeing, as well as better sleep, and healthier daily routines.

Improvements also flowed into participants' businesses, with people experiencing better decision-making, increased productivity and renewed confidence to pursue opportunities. Many also reported improved business performance and stronger growth.

Importantly, the practical skills and strategies gained through NASBO continued to sustain improvements in participants' mental health and businesses long after they completed the program.

Future need: Strong demand and continued positive program outcomes highlight a significant opportunity to support more people across Australia. As businesses grapple with an increasingly complex and competitive environment, the program continues to strengthen participants' mental health, build resilience and develop practical strategies to navigate business and life challenges.

Strategic goal progress

Understanding | Supporting | Integrity

[23] Clinically significant improvement describes individuals who, following completion of the NASBO Program, demonstrate a clinical reduction in their scores, from intake to program completion, on the Patient Health Questionnaire (PHQ-9) and/or the Generalized Anxiety Disorder Questionnaire(GAD-7); [24] NASBO Post-Program Survey.

Building a business without losing herself

Chelsea built her creative agency from scratch. As the business grew, so did the pressure. She was balancing the demands of being a founder and team leader with raising young children.

"I was proud of what I'd created, but with success came stress," Chelsea said. "I was in early motherhood, trying to be everything to everyone, with no boundaries."

Chelsea's experience is one many NewAccess for Small Business Owners coaches see regularly. Coach Caitlin says many women in small business juggle leadership, caring responsibilities and the expectation that they can manage it all.

"By the time many women seek support, they're exhausted, overwhelmed and frustrated, feeling as though they're constantly falling short despite giving everything they have."

Talking openly with a coach became a turning point for Chelsea. Through the program, she realised how far her wellbeing had slipped. She wasn't eating or sleeping well and had stopped making time for the things she enjoyed.

With support from her coach, Chelsea began making practical changes. She set clearer boundaries, managed her calendar more intentionally and communicated more openly with her family and team.

"By the time I reached my final session with my coach, I could barely read my problem statement[25] because it felt so foreign to me. I no longer felt that feeling of despair."

Caitlin says this is why early support matters.

"Small business owners often wait until they're at breaking point before seeking help, but you don't have to wait until things are falling apart. Getting help early can prevent stress from snowballing and give you practical tools to manage challenges before they become overwhelming."

For Chelsea, the impact extended beyond work. She felt better equipped to manage her workload, more confident about prioritising her wellbeing and even took a month away from work.

"In a way, the program helped me begin to find myself again," she said.

Her experience shows how early support can help small business owners protect their wellbeing while continuing to lead their businesses and support their families.

> "In a way, the program helped me begin to find myself again. Our businesses matter, but none of it matters if we're not okay."
>
> *– Chelsea*



[25] The problem statement describes the issue a participant wants to address and how it is affecting their life. It is created by the participant and their coach.

Before Blue



Before Blue is an evidence-based, early intervention mental health coaching program designed for Australian workers.

2,400 coaching sessions

93% learnt skills to help them maintain their mental health[26]

92% felt more able to cope with work challenges[26]

70% felt more productive at work[26]

87% felt their overall mental health improved[26]

Life doesn't pause when people are struggling. Work, family responsibilities, health concerns and major life changes can all affect mental health. Delivered by experienced mental health coaches, Before Blue reaches people early by supporting them to build practical skills and confidence to overcome and manage stress, anxiety, work and life pressures.

For who: Available through participating workplaces, organisations or peak bodies, Before Blue offers confidential and anonymous support to employees, delivered online at a time that suits their schedule.

Demand and trends: Demand for Before Blue remained strong, with organisations continuing to invest in early intervention support and employees accessing the program through workplace and partner pathways.

As more organisations prioritised proactive mental health support that reaches people earlier, Before Blue helped participants access timely support and build lasting skills for future challenges.

Future need: Continued investment in early intervention approaches will help more people access practical support before challenges escalate, improving wellbeing outcomes for individuals while supporting healthier, more productive workplaces.

Our impact: Before Blue helped employees improve their mental health and build practical skills to navigate challenges at work and in their personal lives. Clinical outcome measures showed most participants experienced a reduction in symptoms of anxiety and depression, alongside stronger coping skills and improved mental health overall. Participants also reported feeling better equipped to manage future challenges and maintain their mental health over time.

The benefits also extended to participants' working lives. Participants reported they felt better able to cope with work challenges and more productive at work. Together, these findings suggest Before Blue's early intervention approach is helping people strengthen their mental health while improving outcomes in both their work and personal lives.

"I am fortunate to work for an organisation that promotes mental health awareness and knowledge, and to have an extremely supportive manager who was quick to enable me to access Before Blue. This meant that I received the support I required urgently and prevented me from further decline in my mental health. I am now feeling confident and focused on my work and family life again."

– Before Blue participant

Strategic goal progress

Understanding | Supporting | Integrity

[26] Before Blue Post-Program Survey.



Support before reaching breaking point

Barry Dobson was juggling more than most when he found Before Blue. Alongside his work as a public servant and his university studies, he was navigating a recent ADHD diagnosis and had become the primary carer for someone experiencing suicidal distress.

With several personal challenges converging at once, Barry was actively looking for practical tools to help him stay steady and support the people relying on him. When he discovered Before Blue through his workplace, it gave him a way to access support before things became harder to manage.

"I was looking for support around my ADHD diagnosis, and I kept hearing about CBT [cognitive behavioural therapy] and these kinds of services – I was actively looking for tools to help myself," Barry said. "I'd also just become the primary carer for someone who was suicidal. I was feeling really dysregulated and needed a structure to help me not fall apart."

Barry says he is grateful his workplace recognised the importance of supporting staff through mental health and life challenges. This enabled him to connect with his Before Blue coach, Mireille, whose thoughtful and empathetic approach helped him feel heard, understood and more able to engage with the program.

For Barry, Before Blue offered more than coping strategies. It gave him a practical framework to manage competing pressures, care for his family and look after his own wellbeing at the same time. By the end of the program, he felt more stable, more content and better able to show up in the parts of life that mattered most.

"It gave me a framework through which I could engage with the world. I'm more content, more stable, and I'm showing up more fully in all parts of my life that I couldn't before. You have to take care of yourself so you can be there for others."



Tools and resources

Beyond Blue's free digital tools and resources help people understand their mental health, build everyday wellbeing and take action when they need support.

Available online and designed to be used at a person's own pace, they provide practical, evidence-based support wherever and whenever it is needed.

For who: Many people begin their mental health journey by looking for information, completing a self-assessment or exploring ways to improve their wellbeing. Our digital tools provide a simple, low-barrier way to learn more about mental health, recognise changes in wellbeing and access trusted support.

Demand and trends: People across Australia continued to turn to Beyond Blue's digital tools in large numbers, with digital usage statistics indicating people are increasingly seeking support online. Strong engagement across our assessments and wellbeing tools shows people are looking for practical, trusted ways to better understand and manage their mental health.

Our impact: Our tools and resources improved mental health literacy and provided practical self-management strategies by helping people better understand their mental health, recognise factors affecting their wellbeing and know when to seek support.

2.9 million
website sessions

71,700
resource downloads

43,000
used our new Burnout Check-in tool

215,600
K10 mental health assessments completed on our website

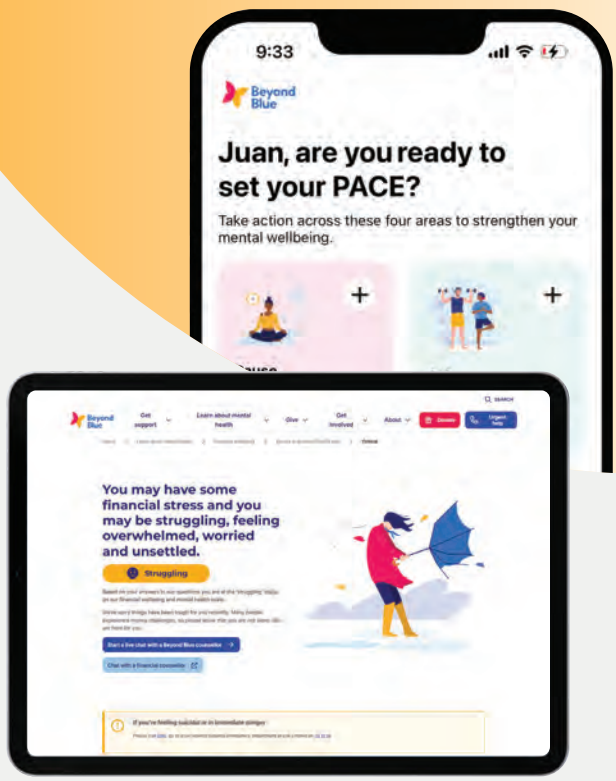

Understanding your mental health, your way

Anxiety and depression (K10) test

Beyond Blue's website features the respected K10 test – a simple self-assessment tool that helps people understand symptoms of anxiety and depression, and identify appropriate next steps.

PACE: Daily Wellbeing app

Supports people to build healthy habits and monitor their wellbeing through practical daily actions and personalised wellbeing insights.

Money and Mental Health Quiz

Helps people explore the relationship between financial wellbeing and mental health, and connect with relevant support and information.

Self-care and wellbeing tools

A range of resources covering topics such as sleep, perinatal mental health and everyday wellbeing, including the Wellbeing Action Tool.

Burnout Check-in tool

A quick self-assessment that helps people recognise signs of overwhelm, understand what may be contributing to it and identify practical steps to support their wellbeing.

Future need: As more people seek support online, the need for trusted, evidence-based and freely available mental health tools continues to grow. Ongoing investment in digital resources will help more Australians build mental health knowledge, access support earlier and take positive action before challenges escalate.

Strategic goal progress

Understanding | Supporting | Integrity

Online Peer Support Forums



Sometimes, knowing someone else understands can make all the difference.

The Forums are a free, anonymous online peer support community with 24/7 moderation. They provide a safe space where people can share experiences, connect with others and find support. Through peer connection and the integral role of our Community Champions, who draw on their own lived and living experience to help others, the Forums reduce stigma, foster belonging and encourage open conversations about mental health.

For who: Available to everyone in Australia, the Forums provide a low-barrier access point for people seeking support, information or connection for themselves or someone they care about.

Demand and trends: Use of the Forums reflects broader shifts in how people engage online. While many people continue to actively participate in discussions, most visit the Forums to read posts made by others. Many joined the Forums to navigate life challenges as well as mental health concerns, with relationship difficulties, loneliness and isolation among the most common reasons for seeking support.

Our impact: In addition to providing information and advice, the Forums offered connection and helped people feel less alone in their experiences. Most community members surveyed said the Forums offered a safe space that helped them find the support they were looking for.

For many, this supportive environment became a catalyst for action such as reaching out to family or friends, seeking support from a mental health professional, or developing healthier habits, including exercising, practising mindfulness or making time for activities they enjoy. By reducing isolation and fostering belonging, the Forums helped people take meaningful steps towards improving their mental health, wellbeing and quality of life.

10,200
posts published

74%
felt accepted without judgement[27]

2,600
new members registered

69%
felt the Forums offered a supportive community[27]

As a direct result of using the Forums:



72%
took actions to improve or maintain their mental health[27]

72%
accessed further supports for their mental health[27]

Future need: Reading and observing – rather than posting – is now the dominant pattern across online communities. Peer support remains highly valued, and our service evolution will determine how that need is best met in the future.

> "A safe space to express your thoughts and feelings when you feel like you don't have anyone to speak to. It's a great way to connect, learn and feel safe and know that there are people who will listen."
>
> *– Forums user*

Strategic goal progress

Understanding | Supporting | Connecting | Integrity

[27] Peer Support Forums Annual Survey.

Engaged communities

The Engaged Communities Program connects people with lived experience, passion and purpose.

8,300
Engaged Community members

The 2,505 members of our lived experience network, **Blue Voices**, help shape our work, **volunteers** strengthen our connections with communities across Australia, and **speakers** share their stories to inspire understanding and help-seeking.

Blue Voices Program

89%
of Blue Voices members felt their personal experiences can help inform Beyond Blue's programs and services[28]

Blue Voices is Beyond Blue's national lived and living experience advisory community, bringing together people primarily through online consultation and co-design to help shape our services, resources, advocacy and initiatives.

Our impact: Blue Voices members informed work ranging from mental health policy reform and First Nations resources to anti-racism submissions and improvements to the accessibility of Beyond Blue's digital services. They also contributed lived experience insights through seven surveys led by external organisations.

Volunteer Program

Beyond Blue's volunteers help bring our work to life in communities across Australia. Whether supporting community events, raising awareness or connecting people with information and resources, volunteers play an important role in helping more Australians feel informed, supported and less alone.

Our impact: By sharing their time, skills and passion, volunteers helped bring Beyond Blue's work to communities across Australia. They supported conversations that reduced stigma, encouraged help-seeking and connected people with trusted information and support, helping create stronger, more connected communities.

Lexi's story

For Lexi, being part of Blue Voices is about turning lived experience into meaningful change. Having spent much of her life in rural and remote communities, she understands the challenges many people face accessing mental health support and is passionate about helping make services more accessible, inclusive and responsive.

A proud Yuwaalaraay/Euahlayi woman, Lexi recently contributed to the development of Beyond Blue's updated First Nations social and emotional wellbeing resources. By sharing her lived experience and community insights, she helped shape content that is culturally informed, respectful and grounded in the needs of First Nations communities.



"I hope that my contribution will help people recognise and normalise the truth that there is no shame in struggle. It is brave to reach out."

Strategic goal progress

Understanding | Connecting | Leading | Integrity

[28] Engaged Communities Annual Survey.

Speaker Program

The Beyond Blue Speakers Program brings the power of lived experience to communities across Australia. Through community events, media opportunities and campaigns, our speakers share their experiences of mental health challenges and recovery to reduce stigma, encourage help-seeking and promote hope.

10 million
estimated reach nationwide

Our impact: People who attend speaker events reported greater awareness of the signs and symptoms of a mental health condition, felt more informed about where to access information on mental health and a stronger understanding of how to support others. The Program also helps speakers build confidence, develop skills and make a positive contribution to their communities.

Of Speaker Program audiences:

96%
had a greater awareness of the signs and symptoms of a mental health condition[29]

97%
felt more comfortable supporting someone else with their mental health[29]

95%
felt more informed about where to access mental health information[29]

Creating connection through lived experience

Musician, artist and project manager Tim Wamala became a Beyond Blue Speaker to make it easier for others to talk about mental health and seek support. Having experienced depression, anxiety and significant personal challenges throughout his life, Tim wanted to help reduce stigma and show people they are not alone.

Tim's story highlights the power of connection and lived experience. After experiencing a severe mental health crisis, he reached out to the Beyond Blue Support Service. And, after years of navigating mental health challenges, Tim says it was that phone call with an empathetic stranger that helped him through one of his most difficult moments.

> "After hours of bawling my eyes out and struggling to breathe and being too embarrassed to call my family or friends, I called Beyond Blue."

Knowing how much of a difference reaching out can make, Tim is passionate about sharing that message as a Beyond Blue Speaker.



[29] Speaker Program Audience Post-Event Survey.



Community events

Mental health conversations don't just happen in counselling sessions – they happen when people come together at festivals, sporting events, community gatherings, physical challenge events and local fundraisers across Australia.

Through community events and fundraising activities, Beyond Blue meets people where they live, work and connect. Whether someone is looking for information, supporting a loved one, getting active in a challenge event or simply starting a conversation about mental health, these events create opportunities to learn, connect and take action.

Our impact:

Every conversation matters.

This year, Beyond Blue staff and volunteers attended festivals, sporting events, challenge events and community gatherings across Australia. These events helped raise awareness of mental health, reduce stigma and connect more people with trusted information and support.

Increasingly, people approached us seeking help for themselves or someone they care about, highlighting the value of having trusted mental health information available in community settings. Face-to-face conversations encouraged help-seeking, increased confidence to take action and helped people learn where to turn for support.

Events also strengthened social connection by bringing people together through shared experiences and a common purpose. Their impact extended beyond the event itself as participants, supporters and partners helped amplify mental health messages through their communities and networks.

30 major community events attended

2.3 million
event attendees

Among those visiting the Beyond Blue event stand:

99%
felt heard and understood[30]

99%
had a greater awareness of where to access mental health information[30]



"Someone came up to our stand and said Beyond Blue had been there for them through one of the hardest times in their life."

– Beyond Blue event volunteer

Strategic goal progress

Understanding | Connecting | Integrity

[30] Event Attendee Survey.

Fundraising

Across Australia, people are finding creative ways to support mental health. Through challenge events, community fundraisers and shared experiences, they are raising vital funds, starting conversations and helping more people know that support is available when they need it.

Some of our fundraising events included:

Mundi Mundi Bash

At the Mundi Mundi Bash outside Broken Hill, **9,161 people** came together to break the world record for the largest human image of a country while raising money for Beyond Blue. The event brought people together to support mental health, spark conversations and help connect more Australians with support when they need it.

Tama Touch World's Longest Game for Mental Health

In September, Tama Touch Group set a Guinness World Record for the longest beach touch rugby game. Twenty-two players competed for more than **34 hours**, raising money and encouraging important conversations about mental health.

Beyond Bitumen

Created by Peter and Trish Fehon in memory of their daughter Beth, over the past 11 years, the annual Beyond Bitumen rallies have grown into one of Beyond Blue's most significant fundraising initiatives. Two rallies traversing hundreds of kilometres were held in Victoria and in New South Wales in March, 2026, raising vital funds and bringing people together around mental health.

2XU Wellness Run

More than **15,000 people** joined the 2XU Wellness Run in November 2025 to support mental health and wellbeing. As a proud charity partner, Beyond Blue connected with participants, shared mental health information and encouraged conversations about looking after their mental health.

2

Guinness World Records broken

Tama Touch:
longest beach touch rugby game

World Record broken

Mundi Mundi Bash:
largest human image of a country





Be You



Be You is the national mental health and wellbeing in education initiative. It strengthens mental health promotion, early intervention and support across Australia's early learning services and schools.

Nearly
15,000
early learning services and schools

229,300
registered educators

Among educators engaged with Be You:

85%
found Be You resources useful[31]

81%
found Be You improved awareness of how to respond to mental health concerns[31]

87%
knew how to initiate supportive conversations with children and young people[31]

78%
felt confident recognising the signs and symptoms of mental health concerns[31]

Thanks to Commonwealth government funding, Beyond Blue in partnership with Early Childhood Australia and headspace, now supports more than 74% of schools and 37% of early learning services in Australia. Be You provides free, evidence-based professional learning, tools and consultant guidance to help embed mental health and wellbeing into everyday learning.

For who: Be You helps educators and leaders build the capability, confidence and skills needed to support the mental health and wellbeing of children and young people.

Demand and trends: Educators are playing an increasingly important role in supporting mental health and wellbeing, with nine in 10 agreeing it is part of their role. Mental health issues, including anxiety and depression, are identified by educators as the leading health issue facing children and young people. This underpins the ongoing need for evidence-based support that helps educators respond confidently and effectively to mental health concerns.

Our impact: Through its reach across early learning services and schools nationwide, Be You is strengthening educator capability to support mental health and wellbeing.

Educators engaged with Be You report increased mental health literacy, greater awareness of how to respond to mental health concerns, and confidence in recognising signs of concern and initiating supportive conversations.

In settings that have embedded Be You or received specialised support, educators also report greater confidence in their service or school's preparedness to support children and young people following a critical incident.

By building educator capability, Be You has helped create the conditions for positive outcomes for children and young people. Early learning services and schools engaged with the initiative have observed improvements in mental health literacy, emotional awareness, help-seeking behaviours and engagement in learning.

Future need: Building mentally healthy learning communities requires sustained investment beyond individual capability building. Lasting change depends on system-level support, professional learning, effective leadership and a supportive workplace culture, to embed and sustain practices that promote the wellbeing of educators, children and young people.

"[Be You] creates a shared understanding amongst educators and a clear, intentional approach to supporting the mental health and wellbeing of children, families and educators."

– Early Learning Centre

Strategic goal progress

Understanding | Supporting | Connecting | Integrity

[31] Be You. (2026). *State of mental health in education: Findings from the 2026 Mental Health in Education Survey.* Beyond Blue.

Research

From suicide prevention to First Nations social and emotional wellbeing, Beyond Blue's research partnerships are helping improve and apply knowledge, to drive better mental health outcomes across Australia.

In 2025–26, we partnered with leading universities and research organisations on nine projects focused on prevention, early intervention and access to support.

Ageing Wisely



Delivered by Macquarie University, Ageing Wisely supports people aged 65 and over experiencing anxiety and depression. The program uses a stepped-care cognitive behavioural therapy approach and has been shown to reduce symptoms of anxiety and/or depression.

Sleep for Strong Souls

Let's Yarn About SLEEP!

Led by First Nations communities in partnership with Let's Yarn About Sleep and the University of the Sunshine Coast, Sleep for Strong Souls improved sleep health and reduced psychological distress among First Nations adolescents in remote Queensland communities.

COMPAS-S

COMPAS
Checking on Mental Health
Providing Alternatives to Suicide

COMPAS-S helps universities identify students at heightened risk of suicide and connect them with support before they reach crisis point. Research found a 41.7% reduction in the likelihood of future suicidal behaviour.

9 active research partnerships and projects supporting innovation, evidence generation and better mental health outcomes

A broader program of impact

Our research portfolio also includes:

- **The Bridging Study** (Queensland University of Technology), improving access to mental health support in regional and rural communities.
- **Changing Children's Chances** (Murdoch Children's Research Institute), reducing inequities in children's health, development and wellbeing.
- **The Pride @ Work Study** (Monash University), examining mental health challenges experienced by LGBTQIA+ workers.
- **Healing Spirit, Healing Minds** (The University of Queensland), strengthening social and emotional wellbeing for First Nations children and adolescents.
- **Digital Tools in Community Mental Health Prevention and Early Intervention** (The University of Melbourne), exploring how digital tools can support community mental health.
- **The Future We Choose – mental health support in Australia through the next decade of change** (CSIRO), examining trends that may shape Australia's mental health and wellbeing over the next decade.

CSIRO · Curtin University · Macquarie University Sydney Australia · Monash University · murdoch children's research institute · QUT · The University of Melbourne · The University of Queensland Australia · UniSC

Strategic goal progress

Understanding · Supporting · Leading · Integrity

Advocacy and equity

Advocacy

During 2025–26, we synthesised what we heard from communities, service insights and evidence to advocate for change. Our advocacy focused on preventing mental health challenges, getting people support earlier, improving First Nations social and emotional wellbeing, promoting children's wellbeing in education, improving mental health support for small business owners, supporting mental health in disaster recovery and strengthening the mental health system.

Our advocacy played a role in influencing government reform, with our recommendations reflected in the Productivity Commission's review of the National Mental Health and Suicide Prevention Agreement and state-based policy processes.

Centring First Nations voices in anti-racism advocacy

Addressing racism is essential to creating the conditions for good mental health and social and emotional wellbeing. Beyond Blue's submission to the *Inquiry into racism, hate and violence directed at Aboriginal and Torres Strait Islander people* was a collaboration between the Beyond Blue Board and our First Nations Council, and shaped by First Nations members of our Blue Voices lived experience community. Their expertise, alongside support from the Beyond Blue Board of Directors, informed calls for governments to address racism as a public health priority, advance national truth-telling, implement the National Anti-Racism Framework, and strengthen culturally safe, First Nations-led approaches to social and emotional wellbeing and mental health.

Inclusion and equity

In 2025–26, some of our activities included moving towards completion of our 2024–26 Innovate Reconciliation Action Plan (RAP) and working with LGBTIQ+ and First Nations community members to create community-led, inclusive and culturally relevant mental health resources.

First Nations Council

Having established the First Nations Council in 2024, this period was characterised by continuity and sustained impact. The Council, backed by the Beyond Blue Board of Directors, continues to provide strategic cultural guidance and support accountability to Beyond Blue's work with First Nations Peoples and Communities, contributing to culturally safe, responsive and effective outcomes.



10
policy submissions shaping government strategies, reviews and inquiries

10
reform consultations with government and sector bodies

10
sector groups building momentum through shared priorities

25
lived experience contributors grounding advocacy in lived experience through consultations

Strategic goal progress

Understanding | Supporting | Connecting | Leading | Integrity

Media and storytelling

Through trusted information, evidence-based campaigns and timely responses to emerging issues, Beyond Blue leads and drives the national conversation on mental health.

We help people feel informed and connected to support, while advancing a national conversation about mental health that promotes prevention and earlier intervention.

In the last financial year, Beyond Blue spokespeople, data, information and stories:

Appeared in **74,200** media reports[32]

Reached **771 million** potential cumulative audience across print, online, radio and TV[32]

74% of media coverage connected Australians directly with Beyond Blue supports[32]

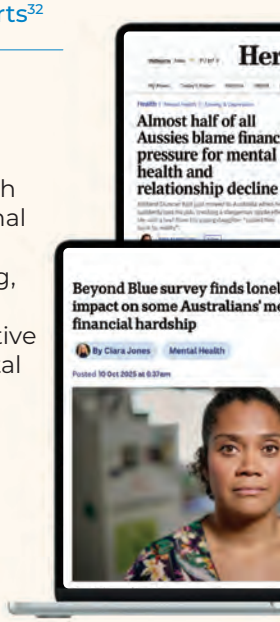

Campaign highlights

Relationships, connection and our mental health

As financial pressure, rising cost of living and uncertainty placed increasing strain on Australians' relationships, Beyond Blue elevated the important role relationships play in protecting mental health and wellbeing. Through research, storytelling, media engagement and developing practical resources, we helped Australians better understand and navigate relationship stress while strengthening the connections that support good mental health.

Reached more than **1.1 million** people

World Mental Health Month

Beyond Blue's largest World Mental Health Month campaign to date used new national data on loneliness and connection to encourage conversations about belonging, relationships and wellbeing, helping Australians better understand the protective role of connection and belonging in mental health. The campaign generated:

170 media stories that reached more than **3.1 million** people

Growing engagement through social media

More Australians are turning to Beyond Blue's social media channels for trusted mental health information, support and advice than ever before. By creating timely, relevant, engaging and practical content that speaks to people in ways they speak to one another, we significantly strengthened engagement across our social platforms:

39.1 million paid Meta impressions

3.1 million paid interactions

8.3 million Instagram organic reach

4.9 million Facebook organic reach

24,600 new LinkedIn followers

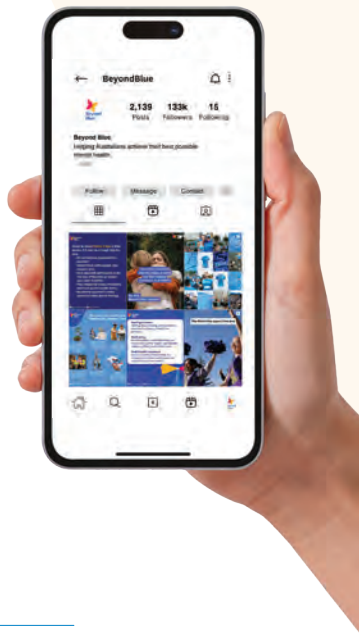

We reached more than 18 million people after the Bondi Beach attack

Within hours of the terrorist attack at Bondi Beach in December 2025, Beyond Blue used media, social media and online channels to stand against antisemitism, and share trauma-informed guidance and pathways to support.

Strategic goal progress

Understanding | Connecting | Leading | Integrity

[32] Isentia media monitoring service. Media coverage is larger than the Australian population because of the multiple media sources people regularly consume.

Philanthropy

Creating lasting impact.

Every day, people across Australia turn to Beyond Blue for support, information and hope. Philanthropic gifts help ensure that support remains available today and into the future.

Whether through a major donation, a gift in will or a long-term commitment to giving, supporters play a vital role in helping more people access trusted mental health information, support and services when they need them most.

The Drew family: a legacy of generosity

In 2025–26, Beyond Blue received its largest personal philanthropic gift to date through the closure of the Drew Family Trust.

When the Drew siblings made the decision to begin to wind up their family trust, they wanted its final chapter to reflect the values their compassionate and generous parents Clive and Margaret had instilled in them. Since their parents passed away in 2007 and 2008, the seven siblings have spent nearly two decades making regular donations to not-for-profit organisations.

“We knew that our parents’ first priority in setting up the family trust was making sure we were all supported. But the second, and almost equal priority, was that we give to charity,” sisters Lindy Drew-Tsang and Heather Drew reflected.

This year, the family has chosen to make a significant donation to Beyond Blue as an established, well-governed charity that delivers lasting impact across Australia.

For the Drew family, their gift is both a tribute to their parents and an investment in the future. They hope their decision to make their gift public will encourage other individuals, families and foundations to embrace philanthropy and contribute to the vital role charities play in communities throughout Australia.

“We can’t believe we found ourselves in this situation where we can do this,” Lindy says. “We are the privileged ones.”



The impact of planned and philanthropic giving

In 2025–26, individuals continued to generously make bequests to Beyond Blue. Together with major philanthropic gifts, this support helps Beyond Blue continue providing information, support and hope to people affected by anxiety, depression and suicide.

Gavin Watson: a legacy of care and connection

For Gavin Watson, leaving a gift in his will to Beyond Blue is a deeply personal decision shaped by family experience, a lifetime in education and a strong belief that people need connection before crisis takes hold.

Through both his work and family life, Gavin has seen the impact that serious mental health challenges can have across generations.

> “That’s the real motivation for supporting Beyond Blue with a gift in my will. The service it provides is really very important.”

Gavin’s gift will help ensure more people can find trusted information, support and connection when they need it most.



Community partners

By working with community partners, Beyond Blue brings people together around mental health and helps more people access trusted information and support.

More than
60
stakeholders
engaged nationally

These partnerships strengthen referral pathways, improve access to practical resources and help ensure people can find the right support at the right time. Beyond Blue worked with more than 60 stakeholders nationally to share evidence-based resources and extend access to mental health information and support.

Through our major community partnership with **Coastrek**, almost 10,000 people come together across Australia to hike 20, 30 or 50 km for mental health, combining physical activity, social connection and time in nature while raising vital funds for Beyond Blue. The partnership helps build awareness, encourage conversations about mental health, and supports Beyond Blue's work to ensure people can access information and support when they need it.

Our partnership with **Financial Counselling Australia** continued to address the connection between financial hardship and mental health through practical resources and referral pathways between the Beyond Blue Support Service and the National Debt Helpline. In 2025–26, the partnership launched the Money and Mental Health Toolkit, which received 1,417 views.

Through our partnership with **AMES Australia**, we continued to improve access to mental health information for migrants and refugees. During the year, the Easy English guide to understanding anxiety and depression received 1,735 views, while the Easy English guide to getting support received 585 views.



coastrek WILD WOMEN ON TOP

AMES Australia

financial counselling australia

HAWKS

Strategic goal progress

Understanding | Connecting | Leading | Integrity



Partnerships

Mental health is everyone's business.

That's why Beyond Blue works with organisations that share our commitment to helping people across Australia access support, information and hope.

Through fundraising, workplace engagement, advocacy and community campaigns, we've worked with our partners to help organisations play an active role in promoting mental health and extend the reach and impact of Beyond Blue's work.

Our impact: Our partnerships have supported employees, customers, members and communities across Australia, helping organisations play an active role in promoting mental health and wellbeing, and extending Beyond Blue's reach across a broad range of industries, including construction, automotive, fitness, retail, agriculture and infrastructure.

Beyond Blue total income 2025–26

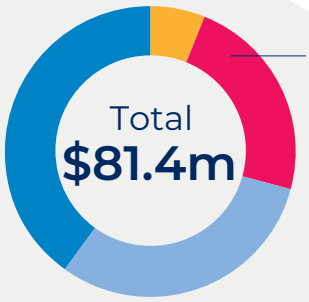

%	
31.8	Government – Core
36.7	Government – Tied
26.8	Fundraising and Philanthropy
4.7	Investment and Commercial

- Community and fundraising events **$9.0m**
- Major gifts **$3.3m**
- Business fundraising **$2.5m**
- Appeals **$1.6m**
- Partnerships **$2.0m**
- General fundraising **$1.3m**
- Bequests **$1.8m**
- Trusts and foundations **$0.3m**

Total **$21.8m**

Our partners said the partnership with Beyond Blue:

96% **allowed them to have a greater impact** than if they were acting alone[33]

80% increased **knowledge/ awareness of available mental health information**[33]

80% increased **knowledge/ awareness of available mental health services**[33]

Connecting communities nationwide with Australia Post

In partnership with Australia Post, Beyond Blue promoted the Connection campaign for the sixth year, delivering its 25 millionth Connection Postcard in Beyond Blue's 25th year and highlighting the importance of human connection to support our mental health.

4 million Connection Postcards delivered to rural and regional households

"At Australia Post, we see the important role connection plays in building stronger and more resilient communities. Through our partnership with Beyond Blue, we use our network and reach to help connect Australians with trusted mental health information, support and services. The Connection Postcard initiative has helped millions of Australians reach out with a simple act of kindness, showing how meaningful connection can start with a handwritten message."

– Nicky Tracey, General Manager Community and Stakeholder Engagement, Australia Post

After engaging in our Connections campaign:

80% reported an improvement in their mental health after sending a postcard[34]

95% reported that sending a postcard had a positive impact on them[34]

76% felt more confident accessing mental health information[34]

Strategic goal progress

Understanding | Supporting | Connecting | Leading | Integrity

[33] Partnerships Annual Survey; [34] Australia Post Impact Survey.

Amplifying impact with our partners and business supporters

We expanded our partnerships, welcoming **Xero, Abergeldie and Storage King,** creating new opportunities to start conversations about mental health amongst diverse audiences.

Recognising that moving often marks a significant life transition, Beyond Blue's partnership with **Storage King** doubled its first-year fundraising target and helped connect Australians with mental health support during times of change, uncertainty and adjustment.

Supporting Partner **Zoetis** surpassed the $1 million fundraising milestone, demonstrating the strength and longevity of the partnership. Through fundraising and communications, Zoetis has helped increase awareness of mental health challenges, connecting people in rural and regional communities with Beyond Blue's free support services.

Supercheap Auto reached a landmark achievement, exceeding $1 million raised for Beyond Blue through fundraising across its national retail network, enabling more than 15,000 people to access the Beyond Blue Support Service during times of need.

We're also incredibly grateful to our business supporters, whose commitment helps us reach more people with mental health information, services and support. Whether through fundraising, advocacy or community engagement, they play a vital role in helping build a more connected Australia, where no one has to face their mental health challenges alone.

Thank you to our partners and business supporters

Our Premier Partners

Australia Post

Mantel

Our Major Partners

Downer

meddbase By corlity

SUPERCHEAP AUTO

Our Supporting Partners

ABERGELDIE COMPLEX INFRASTRUCTURE

HIA CHARITABLE FOUNDATION LET'S MAKE A CHANGE TOGETHER

Luminary

Peter's MAXIBON

PETER JACKSON

QANTAS

Rexel

STEEL BLUE

storage king

xero

zoetis


Beyond Blue
LONGEST GAME
DONATE NOW

Beyond Blue

Annual Financial Statements 2025–26

Contents

Directors' report	35
Consolidated statement of profit or loss and other comprehensive income	45
Consolidated statement of financial position	46
Consolidated statement of changes in equity	47
Consolidated statement of cash flows	48
Notes to the consolidated financial statements	49
Directors' declaration	70
Auditor's Independence declaration	71
Independent auditor's report	72

Directors' report
for the year ended 30 June 2026

The Directors present their report together with the consolidated financial statements of the Group comprising Beyond Blue Limited ("the Company" or "Beyond Blue") and its controlled entity Beyondblue Depression Research Ancillary Fund Trust, for the financial year ended 30 June 2026 and the auditor's report thereon.

Directors

The Directors of the Company at any time during or since the end of the financial year are:

The Hon. Linda Dessau AC CVO Board Chair and Chair of the Nomination & Remuneration Committee	Former Governor of Victoria, the first female to be appointed to the role, serving from 2015-2023. Appointed as a Commander of the Royal Victorian Order by King Charles III in 2023, in recognition of her services as Governor of Victoria. Recognised as a Companion of the Order of Australia in 2017 for eminent service to the people of Victoria through leadership roles in the judiciary, to the advancement of economic ties and business relationships, and as a supporter of charitable, sporting and arts organisations. Appointed a Member of the Order of Australia for her contribution to family law, and to the community in 2010. Former Judge of the Family Court of Australia (1995-2013). Former Magistrate in the Victorian Children's Court, the Victorian Coroners Court and the Melbourne Magistrates' Court. Various community roles including Former Commissioner of the AFL, President of the Melbourne International Arts Festival, Trustee of the National Gallery of Victoria, and Board member of Turning Point Drug and Alcohol Centre. Currently, Deputy Chair of the Australian Grand Prix Corporation, Patron of The Heidi Museum of Modern Art and The Winston Churchill Memorial Trust and Member of the Murdoch Children's Research Institute Council of Ambassadors. Beyond Blue Director and Chair appointed 21 May 2024, due for reappointment September 2027.
The late Hon. Robert Knowles AO Deputy Chair	Beyond Blue Director 1 February 2017 to 29 April 2026. Farmer and Company Director. National Mental Health Commissioner 2012 to 2017. Former Chair of the Royal Children's Hospital Melbourne, former Chair of Mental Health Australia and Commissioner on the National Health and Hospital Reform Commission. Former Victorian Minister of Health, Housing and Aged Care (1992-1999) and Member for Ballarat (1976-1999). Remained a Director until his passing in April 2026.
Georgina Harman AO Chief Executive Officer	Chief Executive Officer of Beyond Blue. Appointed an Officer of the Order of Australia (AO) for distinguished service to the mental health sector, the LGBTQIA+ community, and not-for-profit organisations in June 2025. Deputy Chair of the Australian National Advisory Council on Alcohol and Other Drugs. Director of Kilfinan Australia. Patron of Pride in Diversity. Patron of Out for Australia. Former Director & Chair Finance, Risk & Audit Committee of Mental Health Australia, Deputy CEO of the National Mental Health Commission, Director of the Victorian Pride Centre.

Directors' report
for the year ended 30 June 2026 (continued)

Johanna Griggs AM	Television presenter with the Seven Network. Commonwealth Games and World Championship medallist. Former Director of Events NSW 2007-2011. Chair of the Be You National Advisory Council since inception, 24 November 2017 (retiring April 2026). Patron of the Humpty Dumpty Foundation since May 2024. Beyond Blue Director since 17 June 2014, due for retirement in September 2026.
Denise McComish Chair of the Audit, Finance & Risk Committee	Company Director. Non-executive Director WebBeds Group Ltd, Alkane Resources and Toll Holdings Pty Ltd. In the last 3 years, Denise also held non-executive director roles at WA Electricity Generation and Retail Corporation (Synergy), Gold Road Resources, Mineral Resources and Macmahon Holdings. Former partner with KPMG specialising in audit and advisory services (1989-2019). Fellow, Chartered Accountants Australia and New Zealand. Chair, Advisory Board for the School of Business and Law, Edith Cowan University. Fellow, Australian Institute of Company Directors. Member, Chief Executive Women. Former member of the Takeovers Panel (2013-2025), AICD WA Division councillor (2022-2025), Council member, Edith Cowan University (2007-2016) including Pro-Chancellor (2011-2016). Awarded a Doctorate in Business Honoris causa from Edith Cowan University, 2016. Chair of the Beyond Blue Audit, Finance and Risk Committee, and member of Nomination and Remuneration Committee since September 2019. Beyond Blue Director since 17 September 2019, due for retirement in September 2028.
Derek Schoen	Farmer: Beef, Grain and Hay Producer. Councillor on Federation council, Board Chair of Murray Local Land Services. Past Director NSW Rural Assistance Authority. Awarded Life membership of NSW Farmers Association 2022. Former Integrity Advisor, Drought Transport Subsidy, NSW Department of Primary Industries. Former Independent Chair, Rural and Regional Seatbelt Taskforce, Transport for NSW. Director, AgStewardship Australia. Director, National Farmers Federation (2017-Oct 2019). Member NSW Farmers Association Grains Committee. President, NSW Farmers Association (2015-2018). Vice President, NSW Farmers Association (2014). Director, NSW Farmers Association (2012-2018). Former Director, Former chair NSWFA cattle committee, Cattle Council of Australia. Former Director, Southern Riverina Rural Co-op. Former President and former Secretary/ Treasurer, Redlands Rural Bush Fire Brigade. Former Councillor, two non-consecutive 4-year terms, one year as Deputy Mayor, Corowa Shire Council. Appointed Member of the Digital Sub Committee 27 June 2024. Beyond Blue Director since 17 September 2019, retired in September 2025. February 2026 to current Beyond Blue rural and Remote communities spokes person.

Directors' report
for the year ended 30 June 2026 (continued)

Dr Jason Lee	Rurally trained psychiatrist who spent over 10 years working in a generalist psychiatrist capacity providing outreach mental health services to Gulf of Carpentaria remote Aboriginal communities. Past Chair of the RANZCP Aboriginal and Torres Strait Islander Mental Health Committee. External psychiatrist for the Queensland Royal Flying Doctor Service Health Services Committee. Associate Professor at James Cook University. Lectures on Indigenous Mental Health for the RANZCP Queensland Formal Education Course and James Cook University. Beyond Blue Director since 15 September 2020, due for re-appointment in September 2026.
Professor Helen Milroy AM	Descendant of the Palyku people of the Pilbara region of Western Australia. Born and educated in Perth. Australia's first Aboriginal doctor. Studied Medicine at the University of Western Australia, worked as a GP and Consultant in Childhood Sexual Abuse at Princess Margaret Hospital for children for several years before completing specialist training in Child and Adolescent psychiatry. Currently Stan Perron Professor of Child and Adolescent Psychiatry, Faculty of Health and Medical Sciences, Psychiatry, University of Western Australia and Perth Children's Hospital. Honorary Research Fellow with Telethon Kids Institute. Current member of the RANZCP Foundation. Inaugural Chair of Gayaa Dhuwi Australia. Member Wharerata Group for the International Initiative in Mental Health Leadership. Member of WA Mental Health Tribunal and the WA Care Plan Review panel and Commissioner with the Australian Football League 2019+. Former positions held: Member of NHMRC Human Ethics Committee; Director headspace Board; President and board member Australian Indigenous Doctors Association; Co-chair of the Million Minds Medical Research Advisory Group; Commissioner with the National Mental Health Commission; Young Lives Matter Foundation Board – UWA suicide prevention research project; RANZCP President's Advisory Group. Commissioner on the Royal Commission into Institutional Responses to Child Sexual Abuse 2013-2017. Joint winner Australian Mental Health Prize 2021 and WA Australian of the Year 2022. Recognised as a member of the Order of Australia in January 2023. Beyond Blue Director since 15 September 2020, due for re-appointment in September 2026. On leave of absence 1 December 2025 to 16 February 2026.

Directors' report
for the year ended 30 June 2026 (continued)

Dr Abbe Anderson	CEO of Cape and Torres Health Commissioning Ltd since Nov 2024. Fellow of the Governance Institute of Australia and proud member of the LGBTIQ+ community. Over 30 years' experience in the public, private and not-for- profit health sectors of Australia, New Zealand and the USA. PhD in Public Health and Community Medicine from the University of NSW. Former CEO of the Brisbane North Primary Health Network, Metro North Brisbane Medicare Local and Brisbane North Division of General Practice. Former member of numerous governance bodies including Minister for Health's Primary Health Network (PHN) Advisory Panel on Mental Health and Chair of National PHN Mental Health and Alcohol and Other Drugs working group. Former director of Sunshine Coast Hospital and Health Board and former National Director of Commissioning for Te Whatu Ora, Health New Zealand. Appointed Member of the Audit, Finance and Risk Committee 15 September 2020. Member of the Clinical Governance Committee since inception (2020) and appointed Chair of the Be You National Advisory Council (commencing October 2026). Beyond Blue Director since 26 March 2021, due for re-appointment in September 2027.
The Hon. Ken Wyatt AM	Proud Noongar, Yamatji and Wongi man. Elected in 2010 as the Federal Member for Hasluck, the first Aboriginal Member of the House of Representatives. In 2015, became the inaugural First Nations member of the Federal Executive as Assistant Minister for Health. In January 2017, became the first Aboriginal Minister to serve in a Federal Government, appointed Minister for Aged Care and Minister for Indigenous Health. Before entering politics, worked in the fields of health and education including as District Director for the Swan Education District, and Director of Aboriginal Health in New South Wales and Western Australia. Recognised as a member of the Order of Australia in 1996 for contribution to the wider community in training and mentoring young people. Awarded a Centenary of Federation Medal in 2000 for 'efforts and contribution to improving the quality of life for Aboriginal and Torres Strait Islander people and mainstream Australian society in education and health'. Beyond Blue Director since May 2023, due for reappointment in September 2026.

Directors' report
for the year ended 30 June 2026 (continued)

Dayle Stevens OAM Chair of the Digital Sub-Committee	Executive for Data & AI at Telstra, with a 30+ year career in technology in roles spanning the telco, energy, financial services and consulting industries. Previously the Chief Data Officer at AGL Energy, Divisional CIO and other technology roles at National Australia Bank, and as an IT consultant with PWC working all over the world helping businesses transform through the adoption of new technologies. A long-time champion of diversity in STEM, as an Ambassador at Girl Geek Academy and until recently as Board Chair at Robogals, both being global organisations aimed at encouraging women to participate in STEM. Awarded a Medal of the Order of Australia in 2022 for services to IT and to women. Beyond Blue Director and Chair of the Digital Sub-Committee since September 2023, due for reappointment in September 2026.
The Hon. Lisa Singh	Former Australian Senator and the first woman of South Asian heritage elected to the Australian Parliament. Former Tasmanian Member of Parliament and Minister. Currently CEO of Australia India Institute at the University of Melbourne. A Multicultural Ambassador for Cricket Australia. Advisory Board member of the University of Melbourne's Asialink and former Deputy Chair of the Australian Government's Australia-India Council and University of NSW's Human Rights Institute. A career focussed on the promotion and protection of human rights, international development and gender equality, climate change, governance and access to justice. Advancing Australia's engagement in the Indo-Pacific region for over a decade. Awarded the Pravasi Bharatiya Samman in 2014 by the President of India for building friendly Australia-India relations, the highest civilian honour for a person of Indian origin. Holds a Bachelor of Arts (Honours) and a Master of International Relations. Beyond Blue Director since September 2023. Appointed to the Nomination and Remuneration Committee and to the Audit Finance and Risk Committee on 27 June 2024.
John Cox	CEO of Linkly since September 2025. Previously the CTO of Coles for 3.5 years , accountable for Technology for the Coles Group, spent 5 years at Australia Post as CIO, EGM, Transformation & Enablement (covering, Government Relations, Communications, Strategy, Data Science, Transformation and Technology); and eight years at NAB in a variety of roles, concluding as CIO for Banking and Markets. Board Member of Flybuys. Member of the Digital Sub-Committee. Beyond Blue Director since 18 September 2025, due for reappointment in September 2028.

Directors' report
for the year ended 30 June 2026 (continued)

Jono Nicholas	Managing Director of the Wellbeing Outfit and Chief Mental Health Advisor to EY Oceania. Through the Wellbeing Outfit he advises leaders in Australia and internationally on strategies to drive organisational performance by improving the safety and wellbeing of their people. Prior to establishing the Wellbeing Outfit in 2018, Jono was the CEO of Reach Out, Australia's leading digital mental health service for young people and their parents. Jono has an honours degree in psychology and a Masters in Public Health, and was a 2018 finalist for the Australian Mental Health Prize. He is a Director of several public and non-profit Boards supporting mental health in Australia. Member of the Beyond Blue Audit, Finance and Risk Committee. Beyond Blue Director since September 2025, due for reappointment in September 2028.
Dominic Price	Dom is a Partner and Work Futurist at Be Luminous, where he helps leaders and organisations reimagine how work gets done in a world of constant change. Prior to joining Be Luminous, Dom spent over 12 years at Atlassian as its Work Futurist and Head of R&D, where he pioneered practical research into team effectiveness, leadership, and the evolving nature of work — research that shaped Atlassian's globally adopted Team Playbook. A Chartered Accountant by training, Dom is a sought-after international speaker, author, and advisor on the future of work, psychological safety, and healthy high-performing teams. He writes and speaks frequently on the intersection of workplace culture and mental wellbeing, and is a passionate advocate for building workplaces where people can genuinely thrive. Dom brings to the Beyond Blue Board deep expertise in organisational culture, workforce strategy, and the role employers play in supporting mental health. He is committed to ensuring that what happens at work — the single largest waking commitment in most people's lives — becomes a source of wellbeing rather than a driver of harm. Beyond Blue Director since 9 December 2025, appointment to be ratified at the September 2026 AGM.

Directors' report
for the year ended 30 June 2026 (continued)

Company Secretary

The Company Secretary during and since the end of the financial year is:

Wesley Cordingley Bachelor of Commerce (Management and Accounting), CA

Directors' meetings

The number of Directors' meetings (including meetings of committees of Directors) and number of meetings attended by each of the Directors of the Company during the financial year are:

Director	Board*		AFRC**		N & R***		DSC****	
	A	B	A	B	A	B	A	B
The Hon. Linda Dessau AC CVO	7	7			2	2		
The Hon. Robert Knowles AO	5	7			1	2		
Georgina Harman AO	7	7	3	4	2	2	1	2
Johanna Griggs AM	7	7						
Denise McComish	7	7	4	4	1	2		
Derek Schoen	1	1					1	1
Dr Jason Lee	7	7						
Professor Helen Milroy AM	2	5						
Dr Abbe Anderson	7	7	4	4				
The Hon. Ken Wyatt AM	5	7						
Dayle Stevens OAM	5	7					2	2
The Hon. Lisa Singh	5	7	2	4	2	2		
John Cox	7	7					1	1
Jono Nicholas	7	7	3	3				
Dominic Price	5	5						

* This includes Board meetings with and without the Members present.
** AFRC – Audit, Finance & Risk Committee
*** N&R – Nominations & Remuneration Committee
**** DSC – Digital Sub-Committee

A – Number of meetings attended
B – Number of meetings invited to and held during the time the Director held office during the year

The Company is limited by guarantee. The liability of the members is limited to a maximum of $50 each. The Company has nine members (2025: nine members).

Directors' report
for the year ended 30 June 2026 (continued)

Objectives and Outcomes

Beyond Blue's objective is to support the mental health and wellbeing of all people in Australia through prevention, early intervention, support, advocacy and system reform. The organisation's strategy, *Strategy 2023+*, focuses on making support earlier, easier and more accessible, while driving long-term improvements in mental health outcomes and reducing the impact of anxiety, depression and suicide. Through the delivery of its programs, services, advocacy and community initiatives, Beyond Blue supports people to access information, support and resources, contributing to the achievement of these objectives.

Progress against these objectives is measured through a range of performance indicators and outcomes, which are reported annually in Beyond Blue's Impact Report, including measures of community reach, service utilisation, stakeholder impact and contribution to improved mental health outcomes.

Principal activities

During the financial year ended 30 June 2026, the principal activities of the Group were to:

- Reduce the prevalence and impact of depression and anxiety conditions, and suicide in the Australian community by supporting people to protect and manage their mental health and to recover when they are unwell.
- Reduce people's experiences of stigma and discrimination relating to depression, anxiety conditions and suicide.
- Improve people's opportunities to get effective support and services at the right time for depression and anxiety conditions and to prevent suicide.
- Use best practices to deliver integrated, evidence-based and cost-efficient initiatives through our people and resources.

There were no significant changes in the nature of the activities of the Group during the year.

Review and result of operations

The Group's deficit from ordinary activities for financial year ended 30 June 2026 (FY26) amounted to $9,177,920 (2025 deficit $11,413,811). The Company's deficit from ordinary activities for FY26 amounted to $8,815,421 (2025 deficit $11,528,466). The deficit included the recognition of $3.307 million of other expenditure in relation to a franking credit refund, following a reassessment of the matter discussed within, having regard to updated external expert advice, as disclosed in note 23(a).

Consistent with national trends, Fundraising, philanthropic and partner support from the community and the corporate sector has improved since FY25, albeit remained challenging throughout the course of FY26. This reflects a number of factors including geopolitical and economic uncertainty and inflationary pressures.

In the current and future climate, prudent management of our cash reserves remain important. We need to be able to continue to respond to every contact from individuals and families; continue to independently invest in new services and offerings that supplement government investments and address service gaps; and continue to provision for current and future liabilities and contractual commitments. In line with our 2023+ strategic plan, these cash reserves are being progressively re-invested into service development and enhancements and to maintain current and develop new supports for the community in the coming years. Progressive investment ensures these cash reserves are applied in a way that is strategic and responsive to changing community needs.

The Group has been granted exemption from income tax under Section 50-5 of the Income Tax Assessment Act (1997).

Commonwealth funding is contracted until 30 June 2028, State and Territory Government funding is contracted for periods up to 30 June 2031.

Directors' report
for the year ended 30 June 2026 (continued)

Change in state of affairs

There are no significant changes impacting the operations of the organisation.

Dividends

The Company is limited by guarantee and is prohibited by its Constitution from paying a dividend to its members.

Events subsequent to reporting date

On 15 July 2026, Beyond Blue entered into a binding agreement with SuperFriend - Industry Funds' Mental Health Initiative for the transfer of SuperFriend's business operations, assets, specified liabilities and certain employees to Beyond Blue, with completion expected on 30 September 2026, subject to satisfaction of conditions precedent. As the agreement was executed after the reporting date, no assets or liabilities relating to the transaction have been recognised in these financial statements. The Directors have assessed the transaction as a non-adjusting subsequent event.

There are no other items, transactions or events of a material and unusual nature likely, in the opinion of the Directors of the Company, which has arisen to significantly affect the operations of the Group, the results of those operations, or the state of affairs of the Group, in future financial years.

Likely developments

It is not foreseen that the Group will undertake any significant change in its principal activities during the coming financial year. The organisation's 5-year strategy, implemented from 1 July 2023, maintains its organisational mission and has a stated role that Beyond Blue will work with the community to improve mental health and make it easier for people to feel better earlier, get well and stay well.

Indemnification and insurance of officers and auditors

Indemnification

The company has not indemnified or made a relevant agreement for indemnifying against a liability any person who is or has been an officer or auditor of the Company.

Insurance premiums

During the financial year the Company has paid premiums in respect of Directors' and officers' liability and legal expenses insurance. Such insurance contracts insure against certain liability (subject to specific exclusions) persons who are or have been Directors or executive officers of the Company. The Directors have not included details of the nature of the liabilities covered or the amount of the premium paid in respect of the Directors' and officers' liability and legal expenses' insurance contracts, as such disclosure is prohibited under the terms of the contract.

Directors' report
for the year ended 30 June 2026 (continued)

Auditor's independence declaration

The auditor's independence declaration is set out on page 71.

This report is made with a resolution of the Directors:



The Hon. Linda Dessau AC CVO
Director



John Cox
Director

Dated at Melbourne this 30th day of September 2026

Consolidated statement of profit or loss and other comprehensive income
for the year ended 30 June 2026

	Note	Consolidated		Company	
		2026 $	2025 $	**2026 $**	2025 $
Revenue	4	78,365,064	71,860,180	78,365,064	71,714,667
Project expenses		(52,069,150)	(52,154,743)	(51,599,665)	(52,004,743)
Personnel expenses	5	(31,129,737)	(30,573,261)	(31,129,737)	(30,573,261)
Amortisation expense	12	(672,282)	(701,743)	(672,282)	(701,743)
Depreciation expense	11	(576,661)	(548,408)	(576,661)	(548,408)
Other expenses		(5,935,291)	(2,950,750)	(5,935,291)	(2,950,750)
Deficit from operating activities		**(12,018,057)**	**(15,068,725)**	**(11,548,572)**	**(15,064,238)**
Finance income	7	3,000,498	3,744,862	2,893,512	3,625,720
Finance expense		(160,361)	(89,948)	(160,361)	(89,948)
Net finance income		**2,840,137**	**3,654,914**	**2,733,151**	**3,535,772**
Deficit before tax		**(9,177,920)**	**(11,413,811)**	**(8,815,421)**	**(11,528,466)**
Income tax expense	3(e)	-	-	-	-
Deficit after tax		**(9,177,920)**	**(11,413,811)**	**(8,815,421)**	**(11,528,466)**
Other comprehensive income					
Net (loss)/gain on financial assets classified as Fair Value through other comprehensive income (FVOCI)		(460,399)	155,846	(460,399)	155,846
Total comprehensive Deficit for the year		**(9,638,319)**	**(11,257,965)**	**(9,275,820)**	**(11,372,620)**

Consolidated statement of financial position
for the year ended 30 June 2026

	Note	Consolidated		Company	
		30 June 2026 $	30 June 2025 $	**30 June 2026 $**	30 June 2025 $
Current assets*					
Cash and cash equivalents	8	15,242,574	16,569,136	14,538,644	15,978,099
Trade and other receivables	9	3,821,160	5,579,480	4,379,086	5,662,014
Financial assets	10	4,452,640	4,890,663	2,419,775	2,857,798
Total current assets		**23,516,374**	**27,039,279**	**21,337,505**	**24,497,911**
Non-current assets					
Plant and equipment	11	1,205,329	1,341,313	1,205,329	1,341,313
Right of use asset	12	2,599,213	2,103,252	2,599,213	2,103,252
Financial assets	10	28,076,435	33,407,057	28,076,435	33,407,057
Total non-current assets		**31,880,977**	**36,851,622**	**31,880,977**	**36,851,622**
Total assets		**55,397,351**	**63,890,901**	**53,218,482**	**61,349,533**
Current liabilities*					
Trade and other payables	13	8,368,712	6,809,368	8,368,712	6,809,368
Lease liabilities	14	439,827	811,469	439,827	811,469
Contract liability	15	5,328,142	6,180,595	5,328,142	6,180,595
Provisions	17	1,887,572	1,767,752	1,887,572	1,767,752
Total current liabilities		**16,024,253**	**15,569,184**	**16,024,253**	**15,569,184**
Non-current liabilities					
Lease liabilities	14	2,443,906	1,692,193	2,443,906	1,692,193
Provisions	17	438,184	500,197	438,184	500,197
Total non-current liabilities		**2,882,090**	**2,192,390**	**2,882,090**	**2,192,390**
Total liabilities		**18,906,343**	**17,761,574**	**18,906,343**	**17,761,574**
Net assets		**36,491,008**	**46,129,327**	**34,312,139**	**43,587,959**
Equity					
Retained surplus		36,240,882	45,418,802	34,062,013	42,877,434
Reserves	18	250,126	710,525	250,126	710,525
Total equity		**36,491,008**	**46,129,327**	**34,312,139**	**43,587,959**

*** Current assets and liabilities of the Consolidated entity**

Included in current liabilities are contract liabilities held in respect of significant national projects funded by the Commonwealth Government totalling $5,328,142 (2025 $6,180,595). These contract liabilities have a corresponding cash balance held within cash and cash equivalents, adjusted for accruals recognised as part of contract liabilities. Funds have been received in advance of project delivery and are expected to be consumed over the life of the projects.

This statement should be read in conjunction with the accompanying notes.

Consolidated statement of changes in equity
for the year ended 30 June 2026

	Consolidated			Company		
	Retained Surplus $	Investment Revaluation Reserve $	Total Equity $	Retained Surplus $	Investment Revaluation Reserve $	Total Equity $
Balance at 1 July 2024	56,832,613	554,679	57,387,292	54,405,900	554,679	54,960,579
Deficit for the year	(11,413,811)	-	(11,413,811)	(11,528,466)	-	(11,528,466)
Other comprehensive income	-	155,846	155,846	-	155,846	155,846
Total comprehensive deficit for the year	(11,413,811)	155,846	(11,257,965)	(11,528,466)	155,846	(11,372,620)
Balance at 30 June 2025	**45,418,802**	**710,525**	**46,129,327**	**42,877,434**	**710,525**	**43,587,959**
Balance at 1 July 2025	45,418,802	710,525	46,129,327	42,877,434	710,525	43,587,959
Deficit for the year	(9,177,920)	-	(9,177,920)	(8,815,421)	-	(8,815,421)
Other comprehensive loss	-	(460,399)	(460,399)	-	(460,399)	(460,399)
Total comprehensive deficit for the year	(9,177,920)	(460,399)	(9,638,319)	(8,815,421)	(460,399)	(9,275,820)
Balance at 30 June 2026	**36,240,882**	**250,126**	**36,491,008**	**34,062,013**	**250,126**	**34,312,139**

This statement should be read in conjunction with the accompanying notes.

Consolidated statement of cash flows
for the year ended 30 June 2026

	Note	Consolidated		Company	
		30 June 2026 $	30 June 2025 $	**30 June 2026 $**	30 June 2025 $
Cash flows from operating activities					
Cash receipts from customers, donors and clients		78,417,431	75,358,509	77,942,308	75,197,996
Cash paid to program suppliers, other suppliers and employees		(86,848,054)	(99,025,610)	(86,378,838)	(98,860,610)
Interest received		3,000,498	3,985,681	2,893,512	3,764,318
Interest paid		(160,361)	(89,948)	(160,361)	(89,948)
Net cash used in operating activities	19	**(5,590,486)**	**(19,771,368)**	**(5,703,379)**	**(19,988,244)**
Cash flows from investing activities					
Proceeds from disposal of investments (net)		5,479,352	12,527,538	5,479,352	12,527,538
Proceeds of disposal of plant and equipment		13,421	-	13,421	-
Acquisition of plant and equipment		(440,677)	(113,917)	(440,677)	(113,917)
Net cash provided by investing activities		**5,052,096**	**12,413,621**	**5,052,096**	**12,413,621**
Cash flows from financing activities					
Repayment of lease liabilities		(788,172)	(757,779)	(788,172)	(757,779)
Net cash used in financing activities		**(788,172)**	**(757,779)**	**(788,172)**	**(757,779)**
Net decrease in cash and cash equivalents		(1,326,562)	(8,115,526)	(1,439,455)	(8,332,402)
Cash and cash equivalents at 1 July		16,569,136	24,684,662	15,978,099	24,310,501
Cash and cash equivalents at 30 June		**15,242,574**	**16,569,136**	**14,538,644**	**15,978,099**

This statement should be read in conjunction with the accompanying notes.

Notes to the consolidated financial statements
for the year ended 30 June 2026

1. Reporting entity

Beyond Blue Limited (the "Company") is a company limited by guarantee, domiciled in Australia. The address of the Company's registered office is Level 5, 278 Flinders Lane, Melbourne, VIC, 3000. The consolidated financial statements of the Company as at and for the year ended 30 June 2026 comprise the Company and its controlled entity (together referred to as the "Group"). The Company is a not-for-profit entity primarily involved in the business of creating change to protect everyone's mental health and improving the lives of individuals, families and communities in Australia, affected by anxiety, depression and suicide.

2. Adoption of new and revised accounting standards

(i) Amendments to Accounting Standards that are mandatorily effective for the current reporting period

The Group has adopted all the new and revised Standards and Interpretations issued by the Australian Accounting Standards Board (AASB) that are relevant to its operations and effective for an accounting period that begins on or after 1 July 2025.

(ii) New and revised Australian Accounting Standards on issue but not yet effective

At the date of authorisation of the financial statements, the Group has not applied the following new and revised Australian Accounting Standards, Interpretations and amendments that have been issued but are not yet effective:

Standard/amendment	Effective for annual reporting periods beginning on or after
AASB 2024-2 Amendments to Australian Accounting Standards – Classification and measurement of financial instruments	1 January 2026
AASB 2024-3 Annual improvements Volume 11	1 January 2026
AASB 18 – Presentation and Disclosure in Financial Statements (for not for profit and superannuation entities)	1 January 2028

At the date of these financial statements, the impact of the standards and interpretations not yet effective listed above on the Group has not been determined. The Directors are still assessing the likely impact of the adoption, but preliminary considerations indicate no significant impact.

Notes to the consolidated financial statements
for the year ended 30 June 2026

3. Material Accounting Policies

The accounting policies within these financial statements have been applied consistently to all periods presented in these financial statements and have been applied consistently by Group entities.

(a) Statement of compliance

The financial report is a general-purpose financial report which has been prepared in accordance with Australian Accounting Standards (AASBs) (including Australian Accounting Interpretations) adopted by the Australian Accounting Standards Board (AASB) and the *Australian Charities and Not-for-Profits Commission Act 2012*. The financial statements were approved by the Board of Directors on 30 September 2026.

(b) Basis of measurement

The financial report has been prepared on an accruals basis and is based on historical costs modified by the revaluation of selected financial assets, for which the fair value basis of accounting has been applied. Historical cost is based on the fair values of the consideration given in exchange for assets. Fair value is the price that would be received to sell an asset or paid to transfer a liability in an orderly transaction between market participants at the measurement date, regardless of whether that price is directly observable or estimated using another valuation technique.

(c) Functional and presentation currency

These financial statements are presented in Australian dollars, which is the Group's functional currency.

(d) Basis of consolidation

(i) Controlled Entities

The financial statements of subsidiaries are included in the consolidated financial statements from the date that control commences until the date that control ceases.

(ii) Control

The Group controls an entity when the Group is exposed to, or has rights to, variable returns from its involvement with the entity and has the ability to affect those returns through its power to direct the activities of the entity.

(iii) Transactions eliminated on consolidation

Intra-group balances and transactions, and any unrealised income and expenses arising from intra-group transactions, are eliminated in preparing the consolidated financial statements.

(e) Income tax

The Group has an exemption from income tax under Section 50-5 of the *Income Tax Assessment Act (1997)*.

(f) Goods and services tax

Revenue, expenses and assets are recognised net of the amount of goods and services tax (GST), except where the amount of GST incurred is not recoverable from the taxation authority. In these circumstances, the GST is recognised as part of the cost of acquisition of the asset or as part of the expense. Receivables and payables are stated with the amount of GST included. The net amount of GST recoverable from, or payable to, the Australian Tax Office (ATO) is included as a current asset or liability in the balance sheet.

Cash flows are included in the statement of cash flows on a gross basis. The GST components of cash flows arising from investing and financing activities which are recoverable from, or payable to, the ATO are classified as operating cash flows.

Notes to the consolidated financial statements
for the year ended 30 June 2026

4. Revenue

	Consolidated		Company	
	2026 $	2025 $	**2026 $**	2025 $
Government funding				
Commonwealth Government	50,316,437	47,514,741	50,316,437	47,514,741
Australian Capital Territory	96,936	78,045	96,936	78,045
New South Wales Government	1,435,148	1,386,613	1,435,148	1,386,613
Northern Territory Government	46,033	44,658	46,033	44,658
Queensland Government	801,230	645,086	801,230	645,086
South Australian Government	314,545	278,032	314,545	278,032
Tasmanian Government	93,921	91,186	93,921	91,186
Victorian Government	2,311,376	2,255,000	2,311,376	2,255,000
Western Australian Government	360,978	347,027	360,978	347,027
	55,776,604	52,640,388	55,776,604	52,640,388
Other revenue				
Donations	20,491,287	16,933,924	20,491,287	16,788,411
Other	2,083,752	2,285,368	2,083,752	2,285,368
Profit on sale of PPE	13,421	500	13,421	500
	22,588,460	19,219,792	22,588,460	19,074,279
Total revenue	**78,365,064**	**71,860,180**	**78,365,064**	**71,714,667**

Material Accounting Policies and Significant Judgements

(i) Government Funding

Funding comprises the amounts received from the Commonwealth, State and Territory Governments.

Revenue from government funding is recognised when the specific performance obligations within an enforceable government funding contract are satisfied. A contract liability is recognised where the performance obligations have not been met. The amount of the contract liability as at 30 June 2026 is $5,328,142 (2025 $6,180,595).

Government funding received which does not meet the criteria of AASB 15 *Revenue from Contracts with Customers* is recognised in accordance with AASB 1058 and is recognised as revenue on receipt.

Uncommitted funds of a completed program are recognised as a financial liability in accordance with AASB 9 as there is a requirement to repay unspent funds of a program. These form part of the contract liabilities noted above.

(ii) Donations

Donations are recognised as revenue upon receipt.

(iii) Volunteer services

The Group receives significant support from the community and our partners. In accordance with accounting standard AASB 1058 Income of *Not-for-Profit Entities*, as an accounting policy choice, the Group has not recognised volunteer services.

Notes to the consolidated financial statements
for the year ended 30 June 2026

4. Revenue (continued)

Material Accounting Policies and Significant Judgements (continued)

Other Income - Corporate Partnerships and Sponsorships

Revenue from corporate partnerships and sponsorships is recognised when the specific performance obligations within an enforceable contract are satisfied. Revenue is deferred where the performance obligations have not been met. Amounts received which do not meet the criteria of AASB 15 are recognised in accordance with AASB 1058 and are recognised as revenue on receipt.

5. Personnel expense

	Consolidated		Company	
	2026 $	2025 $	**2026 $**	2025 $
Wages and salaries	27,801,210	27,150,812	27,801,210	27,150,812
Superannuation	3,266,788	3,062,504	3,266,788	3,062,504
Other employee benefits	61,739	359,945	61,739	359,945
	31,129,737	**30,573,261**	**31,129,737**	**30,573,261**

6. Auditors' remuneration

Audit services				
Auditors of the Group				
Audit and review of financial reports	48,000	45,000	48,000	45,000
Grant acquittal audits	8,400	8,000	8,400	8,000
	56,400	**53,000**	**56,400**	**53,000**
Non audit services				
Other services	10,500	10,000	10,500	10,000
	10,500	**10,000**	**10,500**	**10,000**

The external auditor for the year ended 30 June 2026 and 30 June 2025 is Deloitte Touche Tohmatsu.

Notes to the consolidated financial statements
for the year ended 30 June 2026

7. Finance income

	Consolidated		Company	
	2026 $	2025 $	**2026 $**	2025 $
Interest income from cash and deposits	768,900	1,205,303	661,914	1,086,161
Coupon income from corporate bonds/notes	1,774,715	2,376,523	1,774,715	2,376,523
Investment income from hybrid instruments	285,776	236,155	285,776	236,155
Fair value gains / (losses) from corporate bonds/notes and hybrid instruments	171,107	(73,119)	171,107	(73,119)
Finance income	**3,000,498**	**3,744,862**	**2,893,512**	**3,625,720**

Material Accounting Policies and Significant Judgements

(i) Interest and coupons

Interest and coupon revenue is recognised on a time proportionate basis that takes into account the effective yield on the financial asset.

(ii) Investment income – dividends and distributions

Dividend Revenue is recognised when the shareholder's or unitholder's right to receive payment has been established, provided it is probable that the economic benefits will flow to Beyond Blue and the amount of income can be measured reliably.

8. Cash and cash equivalents

	30 June 2026 $	30 June 2025 $	**30 June 2026 $**	30 June 2025 $
Cash at bank	15,242,574	16,569,136	14,538,644	15,978,099
Cash and cash equivalents in the statement of cash flows	**15,242,574**	**16,569,136**	**14,538,644**	**15,978,099**

9. Trade and other receivables

Trade receivables	555,433	271,713	555,433	271,713
GST receivable	645,737	950,492	645,737	950,492
Other receivables and prepayments	2,619,990	4,357,275	3,177,916	4,439,809
	3,821,160	**5,579,480**	**4,379,086**	**5,662,014**

Material Accounting Policies and Significant Judgements

Payment terms offered to customers are 30 days. No interest is charged on overdue amounts.

The Group uses its historical experience, external indicators and forward-looking information to calculate the expected credit losses using a provision matrix. All the trade receivables are considered recoverable and no allowance for doubtful debts is recorded. Refer note 16.

Notes to the consolidated financial statements
for the year ended 30 June 2026

10. Financial assets

	Consolidated		Company	
	30 June 2026 $	30 June 2025 $	**30 June 2026 $**	30 June 2025 $
Current				
Term deposits	2,032,865	2,032,865	-	-
Corporate bonds and notes	976,695	1,941,450	976,695	1,941,450
Total current Amortised cost	3,009,560	3,974,315	976,695	1,941,450
Hybrid instruments – fair value through profit or loss	1,443,080	916,348	1,443,080	916,348
Total current financial assets	**4,452,640**	**4,890,663**	**2,419,775**	**2,857,798**
Non Current				
Fair Value through Other Comprehensive Income (FVOCI)				
Corporate bonds and notes	23,007,554	24,980,901	23,007,554	24,980,901
Total FVOCI assets	23,007,554	24,980,901	23,007,554	24,980,901
Fair Value through Profit & Loss (FVPL)				
Hybrid instruments	4,451,881	4,373,356	4,451,881	4,373,356
Total FVPL assets	4,451,881	4,373,356	4,451,881	4,373,356
Amortised cost				
Term Deposits	617,000	617,000	617,000	617,000
Corporate bonds and notes	-	3,435,800	-	3,435,800
Total Amortised cost	617,000	4,052,800	617,000	4,052,800
Total Non-current financial assets	**28,076,435**	**33,407,057**	**28,076,435**	**33,407,057**

Material Accounting Policies and Significant Judgements

Financial instruments are initially measured when the related contractual rights or obligations exist, with cost including acquisition and related transaction costs on the trade date. The Group has classified its financial assets as subsequently measured at amortised cost, fair value through other comprehensive income or fair value through profit or loss on the basis of both the Group's business model for managing the financial assets and the contractual cash flow characteristics of the financial asset.

The main objective to hold these financial assets is to maintain and preserve the capital and the business model is not to actively trade to realise short term gains and losses. Trading occurs to manage credit risk and to realise investments in due course where maturities are long term.

Notes to the consolidated financial statements
for the year ended 30 June 2026

10. Financial assets (continued)

(i) Amortised Cost

These financial assets have fixed maturities and it is Beyond Blue's intention to hold these financial assets to maturity. This category includes Term Deposits and some corporate bonds. Any of these financial assets held by Beyond Blue are stated at amortised cost using the effective interest method less impairment, with revenue recognised on an effective-yield basis.

(ii) Fair Value though Other Comprehensive Income (FVOCI)

FVOCI financial assets are initially measured at fair value plus transaction costs. Subsequently, they are measured at fair value with gains and losses arising from changes in fair value recognised in other comprehensive income and accumulated in the investment revaluation reserve.

(iii) Fair value through Profit and Loss (FVPL)

These include hybrid investments which are initially measured at fair value plus transaction costs.

Fair value

All the Group's financial assets measured at fair value are grouped at level 1. Level 1 fair value measurements are those derived from quoted prices (unadjusted) in active markets for identical assets or liabilities.

11. Plant and equipment

	Consolidated		Company	
	30 June 2026 $	30 June 2025 $	**30 June 2026 $**	30 June 2025 $
Computer equipment				
At cost - Computer equipment	1,251,499	1,062,050	1,251,499	1,062,050
Accumulated depreciation	(812,841)	(858,166)	(812,841)	(858,166)
	438,658	**203,884**	**438,658**	**203,884**
Office equipment				
At cost - Office equipment	48,229	39,241	48,229	39,241
Accumulated depreciation	(35,699)	(31,640)	(35,699)	(31,640)
	12,530	**7,601**	**12,530**	**7,601**
Motor Vehicles				
At cost - Motor Vehicles	104,106	104,106	104,106	104,106
Accumulated depreciation	(72,880)	(58,916)	(72,880)	(58,916)
	31,226	**45,190**	**31,226**	**45,190**
Leasehold improvements				
At cost - Leasehold improvements	2,785,086	2,785,086	2,785,086	2,785,086
Accumulated depreciation	(2,062,171)	(1,700,448)	(2,062,171)	(1,700,448)
	722,915	**1,084,638**	**722,915**	**1,084,638**
Total plant and equipment net book value	**1,205,329**	**1,341,313**	**1,205,329**	**1,341,313**

Notes to the consolidated financial statements
for the year ended 30 June 2026

11. Plant and equipment (continued)

Reconciliations

	Consolidated		Company	
	30 June 2026 $	30 June 2025 $	**30 June 2026 $**	30 June 2025 $
Computer equipment				
Balance at 1 July	203,884	258,354	203,884	258,354
Acquisitions	431,690	117,018	431,690	117,018
Disposals	-	-	-	-
Depreciation	(196,916)	(171,488)	(196,916)	(171,488)
Balance at 30 June	**438,658**	**203,884**	**438,658**	**203,884**
Office equipment				
Balance at 1 July	7,601	11,723	7,601	11,723
Acquisitions	8,987	-	8,987	-
Disposals	-	(179)	-	(179)
Depreciation	(4,058)	(3,943)	(4,058)	(3,943)
Balance at 30 June	**12,530**	**7,601**	**12,530**	**7,601**
Motor Vehicles				
Balance at 1 July	45,190	59,154	45,190	59,154
Acquisitions	-	-	-	-
Disposals	-	-	-	-
Depreciation	(13,964)	(13,964)	(13,964)	(13,964)
Balance at 30 June	**31,226**	**45,190**	**31,226**	**45,190**
Leasehold improvements				
Balance at 1 July	1,084,638	1,446,073	1,084,638	1,446,073
Acquisitions	-	-	-	-
Disposals	-	(2,422)	-	(2,422)
Depreciation	(361,723)	(359,013)	(361,723)	(359,013)
Balance at 30 June	**722,915**	**1,084,638**	**722,915**	**1,084,638**
Total				
Balance at 1 July	1,341,313	1,775,304	1,341,313	1,775,304
Acquisitions	440,677	117,018	440,677	117,018
Disposals	-	(2,601)	-	(2,601)
Depreciation	(576,661)	(548,408)	(576,661)	(548,408)
Balance at 30 June	**1,205,329**	**1,341,313**	**1,205,329**	**1,341,313**

Notes to the consolidated financial statements
for the year ended 30 June 2026

11. Plant and equipment (continued)

Material Accounting Policies and Significant Judgements

(i) Recognition and measurement

Items of plant and equipment are measured at cost less accumulated depreciation and impairment losses.

(ii) Depreciation

Depreciation is calculated over the depreciable amount, which is the cost of an asset, or other amount substituted for cost, less its residual value Depreciation is recognised a straight-line basis over the estimated useful lives of each component of an item of plant and equipment. Leasehold improvements are depreciated over the shorter of the lease term and their useful lives unless it is reasonably certain that the Group will obtain ownership by the end of the lease term.

The estimated useful lives in the current and comparative periods are as follows:

- Computer equipment	2–5 years
- Office equipment	5–8 years
- Motor Vehicles	7 years
- Leasehold improvements	8 years

Depreciation methods, useful lives and residual values are re-assessed at the reporting date.

12. Right-of-Use Assets

	Consolidated		Company	
	30 June 2026 $	30 June 2025 $	**30 June 2026 $**	30 June 2025 $
Right of Use Assets				
At cost – Right of Use Assets	7,655,013	6,486,770	7,655,013	6,486,770
Accumulated depreciation – Right of Use Assets	(5,055,800)	(4,383,518)	(5,055,800)	(4,383,518)
	2,599,213	**2,103,252**	**2,599,213**	**2,103,252**
Reconciliation of Right of Use Assets				
Right of Use Assets				
Balance at 1 July	2,103,252	2,804,995	2,103,252	2,804,995
Lease modification	1,168,243	-	1,168,243	-
Amortisation	(672,282)	(701,743)	(672,282)	(701,743)
Balance at 30 June	**2,599,213**	**2,103,252**	**2,599,213**	**2,103,252**

Notes to the consolidated financial statements
for the year ended 30 June 2026

12. Right-of-Use Assets (continued)

Material Accounting Policies and Significant Judgements

The entity recognises a right-of-use asset and a corresponding lease liability with respect to all lease arrangements in which it is the lessee, except for short-term leases (defined as leases with a lease term of 12 months or less) and leases of low value assets. For these leases, the Group recognises the lease payments on a straight-line basis over the term of the lease and these are included in 'Low value/ short term occupancy expenses' as presented in the Statement of profit or loss.

During the year the Group entered into a modification of its head office lease. The modification extended the lease term by 3 years, included rent abatements and revised future lease payments. The lease liability was remeasured at the effective date of the modification, resulting in an increase of $1,168,243 to both the lease liability and right-of-use asset.

Right-of-use assets are depreciated over the shorter period of lease term and useful life of the underlying asset. The estimated useful life of the leased assets vary from 5 to 8 years.

13. Trade and other payables

	Consolidated		Company	
	30 June 2026 $	30 June 2025 $	**30 June 2026 $**	30 June 2025 $
Trade payables	2,861,486	3,408,011	2,861,486	3,408,011
Non-trade payables and accrued expenses	5,507,226	3,401,357	5,507,226	3,401,357
	8,368,712	**6,809,368**	**8,368,712**	**6,809,368**

Material Accounting Policies and Significant Judgements

The contractual maturities of trade and other payables are all within 30 days and equal the carrying amount. Within accrued expenses are project costs incurred but where the business is awaiting supplier invoices.

14. Lease Liabilities

Minimum lease payments	3,397,441	2,615,884	3,397,441	2,615,884
Less: Future finance charges	(513,708)	(112,222)	(513,708)	(112,222)
	2,883,733	**2,503,662**	**2,883,733**	**2,503,662**
Representing lease liabilities:				
Current	439,827	811,469	439,827	811,469
Non-current	2,443,906	1,692,193	2,443,906	1,692,193
	2,883,733	**2,503,662**	**2,883,733**	**2,503,662**

Notes to the consolidated financial statements
for the year ended 30 June 2026

14. Lease Liabilities (continued)

Material Accounting Policies and Significant Judgements

Lease liability is initially measured at the present value of the lease payments that are not paid at the commencement date, discounted by incremental borrowing rate.

The lease term includes an optional lease period where the company has determined it is reasonably certain to exercise. In measuring the lease liability, the rate implicit in the lease was not readily available and the incremental borrowing rate has been judgementally determined and applied. This incremental borrowing rate reflects the rate of interest that the lessee would have to pay to borrow over a similar term, with a similar security, the funds necessary to obtain an asset of a similar nature and value to the right-of-use asset in a similar economic environment.

Contractual cash flows of leases:

	Consolidated		Company	
	30 June 2026 $	30 June 2025 $	**30 June 2026 $**	30 June 2025 $
Not later than 1 year	613,770	872,747	613,770	872,747
Later than one year but not later than 5 years	2,783,671	1,743,137	2,783,671	1,743,137
	3,397,441	**2,615,884**	**3,397,441**	**2,615,884**

15. Contract Liability

Contract liability	5,328,142	6,180,595	5,328,142	6,180,595
	5,328,142	**6,180,595**	**5,328,142**	**6,180,595**

Material accounting policies and key judgements

Included in current liabilities are contract liabilities held in respect of significant national projects funded by the Commonwealth Government. These contract liabilities have a corresponding cash balance held within cash and cash equivalents, adjusted for accruals recognised as part of contract liabilities. Funds have been received in advance of project delivery and are expected to be consumed over the life of the projects. Where contracts are held with funders, the Group has identified its performance obligations and used its judgement and estimates to determine how revenue is recognised over time and what performance obligations remain unfulfilled. These unfulfilled obligations represent contract obligations at reporting date.

Notes to the consolidated financial statements
for the year ended 30 June 2026

16. Financial risk management

The Board of Directors has overall responsibility for the establishment and oversight of the risk management framework.

Risk management policies are established to identify and analyse the risks faced by the Group, to set appropriate risk limits and controls, and to monitor risks and adherence to limits. Risk management policies and systems are reviewed regularly to reflect changes in market conditions and the Group's activities.

The Group, through its training and management standards and procedures, is developing a disciplined and constructive control environment in which all employees understand their roles and obligations.

(a) Market risk

Market risk is the risk that changes in market prices, such as interest rates and equity prices, will affect the Group's income or the value of its holdings of financial instruments. The objective of market risk management is to manage and control market risk exposures within acceptable parameters, while optimising the return. All investment transactions are carried out within the guidelines of the Group's Investment Policy.

The Group does not have any exposure to currency risk or material price risk.

(i) Cash flow and Interest rate risk

At the reporting date the interest rate profile of the Group's interest-bearing financial instruments was:

		Consolidated		Company	
	Note	**30 June 2026 $**	30 June 2025 $	**30 June 2026 $**	30 June 2025 $
Fixed rate instruments					
Investments					
Corporate bonds and notes	10	13,415,317	6,016,033	13,415,317	6,016,033
Term deposits	10	2,649,865	2,649,865	617,000	617,000
		16,065,182	**8,665,898**	**14,032,317**	**6,633,033**
Variable rate instruments					
Investments					
Corporate bonds and notes	10	10,568,932	24,342,119	10,568,932	24,342,119
Hybrid instruments	10	5,894,961	5,289,704	5,894,961	5,289,704
Cash at bank balances	8	15,242,574	16,569,136	14,538,644	15,978,099
		31,706,467	**46,200,959**	**31,002,437**	**45,609,922**

Fair value sensitivity analysis for fixed rate instruments

The Group does not account for any fixed rate financial assets at fair value through profit or loss. Therefore, a change in fair value at the reporting date would not affect surplus or deficit.

Cash flow sensitivity analysis for variable rate instruments

A change of 100 basis points in interest rates at the reporting date would have increased (decreased) surplus or deficit by the amounts shown below. This analysis assumes that all other variables remain constant. The analysis was performed on the same basis for 2025.

Notes to the consolidated financial statements
for the year ended 30 June 2026

16. Financial risk management (continued)

	100bp Increase	100bp Decrease	100bp Increase	100bp Decrease
	Consolidated		Company	
	$	$	$	$
30 June 2026				
Corporate bonds and notes	105,689	(110,643)	105,689	(110,643)
Hybrid instruments	58,950	(58,950)	58,950	(58,950)
Cash and cash equivalents	152,426	(152,426)	145,386	(145,386)
	317,065	(322,019)	310,025	(314,979)
30 June 2025				
Corporate bonds and notes	243,421	(243,421)	243,421	(243,421)
Hybrid instruments	52,897	(52,897)	52,897	(52,897)
Cash and cash equivalents	165,691	(165,691)	159,781	(159,781)
	462,009	(462,009)	456,099	(456,099)

(b) Credit risk

Credit risk is the risk of financial loss to the Group if a counterparty to a financial instrument fails to meet its contractual obligations and arises principally from the Group's receivables from operating activities and investments. The Group's geographical exposure to credit risk for cash and cash equivalents, trade and other receivables and investments at the reporting date resides within Australia.

Exposure to credit risk

The carrying amount of the Group's financial assets represents the maximum credit exposure. The Group's maximum exposure to credit risk at the reporting date was:

The Group's Board considers the above carrying amounts of financial assets measured at amortised cost to approximate their fair values. We do not believe that current impairment of market values is required.

		Consolidated		Company	
	Note	2026 $	2025 $	2026 $	2025 $
Cash at bank	8	15,242,574	16,569,136	14,538,644	15,978,099
Trade and other receivables	9	2,321,030	4,146,941	2,878,958	4,229,475
Corporate bonds and notes	10	23,984,249	30,358,152	23,984,249	30,358,152
Hybrid instruments	10	5,894,961	5,289,703	5,894,961	5,289,703
Term deposits	10	2,649,865	2,649,865	617,000	617,000
		50,092,679	**59,013,797**	**47,913,812**	**56,472,429**

Notes to the consolidated financial statements
for the year ended 30 June 2026

16. Financial risk management (continued)

The Group's financial instruments consist mainly of:

i. deposits with banks;

ii. investments in corporate bonds and notes and other fixed and variable interest securities; and

iii. accounts receivable and payable, which arise directly from the Group's operations.

It is not the Group's policy to actively trade in investments (i.e. to speculate and engage in short-term profit taking). All investments are held to generate income to further the Group's causes and as such are either classified as amortised cost, 'FVOCI' or 'FVPL' depending upon the investment's characteristics. Sales do occur however with selected investments which are described in the financial statements, when the Group is advised to adjust its portfolio in relation to risk exposure and diversification as advised by its investment portfolio manager. The Group holds investments to maximise capital value whilst maintaining a low risk appetite investment strategy.

Investments

The Group limits its exposure to credit risk by only investing in liquid securities and only with counterparties that have a credit rating equal to or better than the Group.

The Group has an investment portfolio managed by a professional investment advisor, with a focus on appropriate risk management, namely preservation of capital.

Impairment losses

The ageing of the Group's trade and other receivables at the reporting date was:

	30 June 2026		30 June 2025	
	Gross $	**Impairment $**	**Gross $**	**Impairment $**
Consolidated				
Not past due	2,202,692	-	4,128,604	-
Past due 31-60 days	4,620	-	112,468	-
Past due 60-90 days	-	-	5,870	-
Past due > 90 days	7,372	-	-	-
	2,214,684	**-**	**4,246,942**	**-**
Company				
Not past due	2,760,620	-	4,111,138	-
Past due 31-60 days	4,620	-	112,893	-
Past due 60-90 days	-	-	5,870	-
Past due > 90 days	7,372	-	-	-
	2,772,612	**-**	**4,229,901**	**-**

Based on historic default rates, the Group believes that an impairment allowance is considered trivial, in the current or prior year, in respect of trade and other receivables. The Group has no concentration of customer risk.

Notes to the consolidated financial statements
for the year ended 30 June 2026

16. Financial risk management (continued)

(c) Liquidity risk

Liquidity risk is the risk that the Group will not be able to meet its financial obligations as they fall due.

The Group's approach to managing liquidity is to ensure, as far as possible, that it will always have sufficient liquidity to meet its liabilities when due, under both normal and stressed conditions, without incurring unacceptable losses or risking damage to the Group's reputation. The Group's investment portfolio (as disclosed in Note 10) has varying maturities to manage the cash outflows of the Group, in addition to working capital balances of cash and receivables, and are summarised as follows:

	Group	
	2026 $	2025 $
Less than 1 month	19,424,451	19,219,001
3 months to 1 year	2,088,933	2,857,798
1 to 2 years	1,390,577	3,434,380
2 to 5 years	26,068,859	29,972,731
	48,972,820	**55,483,910**

17. Provisions

	Consolidated		Company	
	30 June 2026 $	30 June 2025 $	**30 June 2026 $**	30 June 2025 $
Current				
Liability for annual leave	1,467,999	1,368,325	1,467,999	1,368,325
Liability for long service leave	419,573	399,427	419,573	399,427
	1,887,572	**1,767,752**	**1,887,572**	**1,767,752**
Non-current				
Liability for long service leave	216,469	278,484	216,469	278,484
Provision for make good	221,715	221,713	221,715	221,713
	438,184	**500,197**	**438,184**	**500,197**
Total provisions	**2,325,756**	**2,267,949**	**2,325,756**	**2,267,949**

Notes to the consolidated financial statements
for the year ended 30 June 2026

17. Provisions (continued)

Material Accounting Policies and Significant Judgements

Liabilities recognised in respect of employee benefits expected to be settled within 12 months are measured at their nominal values using the remuneration rate expected to apply at the time of settlement. Liabilities recognised in respect of employee benefits which are not expected to be settled within 12 months are measured as the present value of the estimated future cash outflows to be made by the Group in respect of services provided by employees up to reporting date.

Annual leave entitlements as at 30 June 2026 for the majority of staff are expected to be used within 12 months of balance date. Therefore, the provision for annual leave is calculated on a normal basis rather than discounting the annual leave liability over the period in which the annual leave is expected to be used.

The long service leave provision is based on the probability that employees will continued to be employed by the Group until such time they are entitled to long service leave on a pro-rata basis. These probabilities are estimates based on past history of staff turnover.

18. Reserves

	Consolidated		Company	
	Investment Revaluation Reserve $	**Total $**	**Investment Revaluation Reserve $**	**Total $**
Balance at 1 July 2024	554,679	554,679	554,679	554,679
Net gain on financial assets classified as FVOCI	155,846	155,846	155,846	155,846
Balance at 30 June 2025	**710,525**	**710,525**	**710,525**	**710,525**
Net loss on financial assets classified as FVOCI	(460,399)	(460,399)	(460,399)	(460,399)
Balance at 30 June 2026	**250,126**	**250,126**	**250,126**	**250,126**

Material accounting policies and key judgements

Investment revaluation reserve comprises the cumulative fair value gains and losses arising from the changes in the fair value of instruments classified as FVOCI that have been recognised in other comprehensive income, net of any realised gains and losses reclassified to profit or loss when these financial assets have been derecognised in the case of debt instruments designated as FVOCI.

Notes to the consolidated financial statements
for the year ended 30 June 2026

19. Cash flow information

(a) Reconciliation of operating result to cashflow from operating activities

	Consolidated		Company	
	2026 $	2025 $	**2026 $**	2025 $
Deficit for the year	(9,177,920)	(11,413,811)	(8,815,421)	(11,528,466)
Adjustments for:				
Depreciation and Amortisation	1,248,943	1,250,151	1,248,943	1,250,151
(Gain)/loss on disposal of investments	(115,175)	53,834	(115,175)	53,834
Fair value (gain)/loss on investments	(55,932)	19,285	(55,932)	19,285
Profit on sale of non-current assets	(13,421)	(500)	(13,421)	(500)
Cash flow from operating activities before changes in working capital	**(8,113,505)**	**(10,091,041)**	**(7,751,006)**	**(10,205,696)**
Decrease/(Increase) in Trade and Other Receivables	1,758,322	(2,936,987)	1,282,929	(3,039,208)
Increase in Trade and Other Payables	1,559,343	501,453	1,559,344	501,453
Increase/(Decrease) in contract liability	(852,453)	(7,610,916)	(852,453)	(7,610,916)
Increase/(Decrease) in employee provisions	57,807	366,123	57,807	366,123
Net Cash Used in operating activities	**(5,590,486)**	**(19,771,368)**	**(5,703,379)**	**(19,988,244)**

(b) Financing facility

Bank bill Business loan facility	617,000	1,148,960	617,000	1,148,960
Amount used	(616,345)	(616,345)	(616,345)	(616,345)
Amount unused	**655**	**532,615**	**655**	**532,615**

The bank bill business loan facility is utilised to provide a bank guarantee in respect of the lease of the office facilities at 278 Flinders Lane, Melbourne. A corresponding term deposit for this bank guarantee is included within investments.

Notes to the consolidated financial statements
for the year ended 30 June 2026

19. Cash flow information (continued)

(c) Reconciliation of cash flows from financing activities to liabilities arising from financing activities

The table below details changes liabilities arising from financing activities, including both cash and non cash changes. Liabilities arising from financing activities are those for which cash flows were, or future cash flows will be, classified in the statement of cash flows as cash flows arising from financing activities.

	Consolidated $	Company $
Lease liabilities		
Closing balance 30 June 2024	3,261,441	3,261,441
Cash outflows with repayments	(757,779)	(757,779)
Closing balance 30 June 2025	2,503,662	2,503,662
Lease modification	1,168,243	1,168,243
Cash outflows with repayments	(788,172)	(788,172)
Closing balance 30 June 2026	2,883,733	2,883,733

20. Related parties

Transactions with key management personnel

	2026 $	2025 $
Short term employee benefits	1,974,593	2,073,404
Post-employment benefits	194,837	217,542
Other long-term benefits	28,985	58,916
Termination benefits	-	91,579
	2,198,415	2,441,441

Notes to the consolidated financial statements
for the year ended 30 June 2026

20. Related parties (continued)

		2026 $	2025 $
Non-Executive Directors Fees*	**Position**		
The Hon Linda Dessau AC CVO	Chair	45,000	45,000
Kate Carnell AO	Deputy Chair	-	22,500
Johanna Griggs AM	Non-Executive Director	15,000	15,000
Dr Jessica Dean	Non-Executive Director	-	3,750
The Hon Robert Knowles AO	Deputy Chair	21,876	15,000
Denise McComish	Non-Executive Director	15,000	15,000
Derek Schoen	Non-Executive Director	3,346	15,000
Dr Jason Lee	Non-Executive Director	15,000	15,000
Prof Helen Milroy	Non-Executive Director	15,000	15,000
Dr Abbe Anderson	Non-Executive Director	15,000	15,000
Ken Wyatt AM	Non-Executive Director	15,000	15,000
The Hon Lisa Singh	Non-Executive Director	15,000	15,000
Dayle Stevens OAM	Non-Executive Director	15,000	15,000
John Cox	Non-Executive Director	11,769	-
Jono Nicholas	Non-Executive Director	11,769	-
Dominic Price	Non-Executive Director	8,466	-

* *Excludes Superannuation and other non-monetary benefits. Some Directors take disclosed amounts in the form of fringe benefits.*

Executive Director Remuneration**

Georgina Harman***	Chief Executive Officer	576,542	563,521

Other Key Management Personnel**

Remuneration bands	**2026**	2025
0 – 50,000	1	-
250,000 – 300,000	1	2
300,000 – 350,000	2	2
350,000 to 400,000	2	1

** *Includes Salary, Superannuation, FBT (reportable taxable value), Termination, Long Service Leave entitlements and benefits for professional development for the period of employment as Key Management Personnel.*

*** *2026 balance includes an increase in the provision for long service leave entitlements of $28,985 (FY25:$21,530).*

Assessment is made annually as to who are the key management personnel of the organisation. As per AASB 124: Related Party Disclosures, key management personnel are those persons having authority and responsibility for planning, directing and controlling the activities of the entity, directly or indirectly, including any Director (whether executive or otherwise) of the entity.

Remuneration

Remuneration is based on payment for work performed. There are no share-based payments, cash bonuses or share of surpluses.

Notes to the consolidated financial statements
for the year ended 30 June 2026

21. Economic dependency

The Group is largely dependent upon the Commonwealth, State and Territory Governments for ongoing funding.

Parent entity

As at, and throughout the financial years, the parent entity of the Group was Beyond Blue Limited.

Controlled entities

	Country of incorporation	Ownership Interest %	
		2026	2025
Beyondblue Depression Research Ancillary Fund Trust	Australia	100	100

The Company, Beyond Blue Limited, is the sole trustee of its subsidiary Beyondblue Depression Research Ancillary Fund Trust.

22. Subsequent Events

On 15 July 2026, Beyond Blue entered into a binding agreement with SuperFriend - Industry Funds' Mental Health Initiative for the transfer of SuperFriend's business operations, assets, specified liabilities and certain employees to Beyond Blue, with completion expected on 30 September 2026, subject to satisfaction of conditions precedent. As the agreement was executed after the reporting date, no assets or liabilities relating to the transaction have been recognised in these financial statements. The Directors have assessed the transaction as a non-adjusting subsequent event.

There are no other items, transactions or events of a material and unusual nature likely, in the opinion of the Directors of the Company, which has arisen to significantly affect the operations of the Group, the results of those operations, or the state of affairs of the Group, in future financial years.

23. Contingencies and commitments

(a) Contingent liabilities at 30 June 2026

During the year ended 30 June 2026, following the receipt of additional external expert advice, informed by a change in relevant facts and circumstances associated with the matter, Beyond Blue reassessed the accounting treatment of franking credit refunds recognised in prior years. As a result of that reassessment, Beyond Blue recognised other expenditure of $3.307 million relating to franking credits previously recognised as revenue in the 2021 and 2022 financial years, derecognised a receivable of $1.787 million and recognised a liability of $1.520 million as at 30 June 2026.

The liability relates to an ongoing dispute with the ATO regarding eligibility to receive certain franking credit refunds. Beyond Blue remains engaged in the dispute resolution process and has entered into a 50/50 arrangement with the ATO. Under this arrangement, no penalties will apply and interest will accrue on the outstanding disputed amount at 50% of the General Interest Charge rate. The ultimate outcome with the ATO remains uncertain.

Notes to the consolidated financial statements
for the year ended 30 June 2026

(b) Commitments at 30 June 2026

As part of Beyond Blue's Research Strategy, Beyond Blue Limited has supported a number of research projects in partnership with universities and research institutions.

These projects are research investments in alignment with Beyond Blue's Research Strategy focus to:

- Improve mental health service access in regional Australia and to reduce complexity and increase access in a complex mental health system
- Inform Beyond Blue products and services by exploring what works, how and for whom in earlier intervention and low intensity supports, and
- Promote mental wellbeing and prevent mental health conditions, such as understanding ways to address the social determinants of mental health

The following grants are payable over three – five years, the actual and remaining projected payments are as follows:

Research Project Title	Institution	FY 2025/26 $	FY 2026/27 $
Healing Spirit, Healing Minds	University of Queensland	150,000	-
Sleep for Strong Souls	University of Sunshine Coast	61,000	-
COMPAS-S	Curtin University	50,000	-
Community Engagement Insights Phase 1	Melbourne University	34,240	-
Community Engagement Insights Phase 2	Melbourne University	43,228	26,471
Understanding the drivers and scenarios of Australia's mental health future	CSIRO	130,997	
Total		**469,465**	**26,471**

The funding for these grants will be funded by the Beyondblue Depression Research Ancillary Fund Trust.

Director's Declaration
for the year ended 30 June 2026

The Directors of Beyond Blue Limited declare that:

(a) in the Directors' opinion, there are reasonable grounds to believe that the company will be able to pay its Debts as and when they become due and payable;

(b) in the Directors' opinion, the attached financial statements and notes thereto are in accordance with the *Australian Charities and Not-for-profits Commission Act 2012*, including compliance with accounting standards and giving a true and fair view of the financial position and performance of the company and the consolidated entity.

Signed in accordance with a resolution of the Directors made pursuant to s.60.15 of the *Australian Charities and Not-for-profits Commission Regulations 2022*.

On behalf of the Directors:

Dated at Melbourne this day of 30th September 2026.



The Honourable Linda Dessau AC CVO

Director



John Cox

Director

Deloitte.

Deloitte Touche Tohmatsu
ABN 74 490 121 060

477 Collins Street
Melbourne VIC 3000
GPO Box 78
Melbourne VIC 3001 Australia

Tel: +61 3 9671 7000
Fax: +61 3 9691 8456
www.deloitte.com.au

Board of Directors
Beyond Blue Limited
Level 5
278 Flinders Lane
MELBOURNE VIC 3000

30 September 2026

Auditor's Independence Declaration to Beyond Blue Limited

Dear Members,

In accordance with subdivision 60-C of the *Australian Charities and Not-for-profits Commission Act 2012*, I am pleased to provide the following declaration of independence to the Directors of Beyond Blue Limited.

As the lead audit partner for the audit of the financial statements of Beyond Blue Limited for the financial year ended 30 June 2026, I declare to the best of my knowledge and belief, there have been no contraventions of:

i. the auditor independence requirements as set out in the *Australian Charities and Not-for-profits Commission Act 2012* in relation to the audit; and

ii. any applicable code of professional conduct in relation to the audit.

Yours sincerely,

DELOITTE TOUCHE TOHMATSU

Sandra Lawson
Partner
Chartered Accountants
Melbourne

Liability limited by a scheme approved under Professional Standards Legislation

Member of Deloitte Asia Pacific Limited and the Deloitte Organisation.

Deloitte.

Deloitte Touche Tohmatsu
ABN 74 490 121 060

477 Collins Street
Melbourne VIC 3000
GPO Box 78
Melbourne VIC 3001 Australia

Tel: +61 3 9671 7000
Fax: +61 3 9671 7001
www.deloitte.com.au

Independent Auditor's Report to the Members of Beyond Blue Limited

Opinion

We have audited the financial report of Beyond Blue Limited (the "Company") and its subsidiaries (the "Group") which comprises the consolidated and company's statement of financial position as at 30 June 2026, the consolidated and company's statements of profit or loss and other comprehensive income, statements of changes in equity and statements of cash flows for the year then ended, and notes to the financial statements, including material accounting policy information and other explanatory information, and the declaration by Directors.

In our opinion, the accompanying financial report of the Group and Company is in accordance with Division 60 of the *Australian Charities and Not-for-profits Commission Act 2012* (the "ACNC Act"), including:

(i) giving a true and fair view of the Group and Company's financial position as at 30 June 2026 and of their financial performance for the year then ended; and

(ii) complying with Australian Accounting Standards and Division 60 of the *Australian Charities and Not-for-profits Commission Regulations 2022*.

Basis for Opinion

We conducted our audit in accordance with Australian Auditing Standards. Our responsibilities under those standards are further described in the *Auditor's Responsibilities for the Audit of the Financial Report* section of our report. We are independent of the Group in accordance with the auditor independence requirements of the ACNC Act and the ethical requirements of the Accounting Professional & Ethical Standards Board's APES 110 *Code of Ethics for Professional Accountants (including Independence Standards)* (the "Code") that are relevant to our audit of the financial report in Australia. We have also fulfilled our other ethical responsibilities in accordance with the Code.

We believe that the audit evidence we have obtained is sufficient and appropriate to provide a basis for our opinion.

Other Information

The Directors are responsible for the other information. The other information comprises the information included in the Directors' Report for the year ended 30 June 2026, but does not include the financial report and our auditor's report thereon.

Our opinion on the financial report does not cover the other information and we do not express any form of assurance conclusion thereon.

In connection with our audit of the financial report, our responsibility is to read the other information and, in doing so, consider whether the other information is materially inconsistent with the financial report or our knowledge obtained in the audit, or otherwise appears to be materially misstated. If, based on the work we have performed, we conclude that there is a material misstatement of this other information, we are required to report that fact. We have nothing to report in this regard.

Liability limited by a scheme approved under Professional Standards Legislation.
Member of Deloitte Asia Pacific Limited and the Deloitte organisation.

Deloitte.

Responsibilities of the Directors for the Financial Report

The Directors of the Group are responsible for the preparation of the financial report that gives a true and fair view in accordance with Australian Accounting Standards and the ACNC Act and for such internal control as the Directors determine is necessary to enable the preparation of the financial report that gives a true and fair view and is free from material misstatement, whether due to fraud or error.

In preparing the financial report, the Directors are responsible for assessing the ability of the Group to continue as a going concern, disclosing, as applicable, matters related to going concern and using the going concern basis of accounting unless the Directors either intend to liquidate the Group or the Company or to cease operations, or has no realistic alternative but to do so.

Auditor's Responsibilities for the Audit of the Financial Report

Our objectives are to obtain reasonable assurance about whether the financial report as a whole is free from material misstatement, whether due to fraud or error, and to issue an auditor's report that includes our opinion. Reasonable assurance is a high level of assurance, but is not a guarantee that an audit conducted in accordance with the Australian Auditing Standards will always detect a material misstatement when it exists. Misstatements can arise from fraud or error and are considered material if, individually or in the aggregate, they could reasonably be expected to influence the economic decisions of users taken on the basis of this financial report.

As part of an audit in accordance with the Australian Auditing Standards, we exercise professional judgement and maintain professional scepticism throughout the audit. We also:

- Identify and assess the risks of material misstatement of the financial report, whether due to fraud or error, design and perform audit procedures responsive to those risks, and obtain audit evidence that is sufficient and appropriate to provide a basis for our opinion. The risk of not detecting a material misstatement resulting from fraud is higher than for one resulting from error, as fraud may involve collusion, forgery, intentional omissions, misrepresentations, or the override of internal control.

- Obtain an understanding of internal control relevant to the audit in order to design audit procedures that are appropriate in the circumstances, but not for the purpose of expressing an opinion on the effectiveness of the Group's and the Company's internal control.

- Evaluate the appropriateness of accounting policies used and the reasonableness of accounting estimates and related disclosures made by the Directors.

- Conclude on the appropriateness of the Directors' use of the going concern basis of accounting and, based on the audit evidence obtained, whether a material uncertainty exists related to events or conditions that may cast significant doubt on the Group's or Company's ability to continue as a going concern. If we conclude that a material uncertainty exists, we are required to draw attention in our auditor's report to the related disclosures in the financial report or, if such disclosures are inadequate, to modify our opinion. Our conclusions are based on the audit evidence obtained up to the date of our auditor's report. However, future events or conditions may cause the Group or Company to cease to continue as a going concern.

- Evaluate the overall presentation, structure and content of the financial report, including the disclosures, and whether the financial report represents the underlying transactions and events in a manner that achieves fair presentation.

Deloitte.

- Plan and perform the group audit to obtain sufficient appropriate audit evidence regarding the financial information of the entities or business activities within the Group as a basis for forming an opinion on the Group financial report. We are responsible for the direction, supervision and review of the audit work performed for purposes of the Group's audit. We remain solely responsible for our audit opinion.

We communicate with the Directors regarding, among other matters, the planned scope and timing of the audit and significant audit findings, including any significant deficiencies in internal control that we identify during our audit.



DELOITTE TOUCHE TOHMATSU



Sandra Lawson
Partner
Chartered Accountants
Melbourne, 30 September 2026

Beyond Blue

beyondblue.org.au 1300 22 4636

Together, we can be there when it matters most.

Scan to donate today

Your support helps more people access free, trusted mental health support and resources. Scan to make a donation and help create a mentally healthier Australia.

Thank you to everyone who contributed to the impact shared in this report.

FSC
www.fsc.org
RECYCLED
Paper made from recycled material
FSC® C102086